



Amanah Mutual Berhad
(1985414-L)

Growth & Income Fund

Long term investment for long term strategy

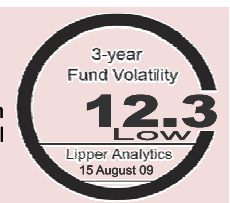
Fund Factsheet August 31, 2009

Morning Star Rating
Lipper Total Return
Lipper Consistent Return
Lipper Preservation



AMB Balanced Trust Fund

The funds objective is to provide a balance between income and long-term (over 5 years) capital appreciation.



INVESTOR PROFILE

The Fund is suitable for all investors who are seeking a fully managed and balanced portfolio of investments and who has an investment horizon of 5 years or more.

FUND DETAILS AS AT AUGUST 31, 2009

| | |
|-----------------------|---|
| Unit In Circulation | : 199.50 million |
| Unit NAV | : RM 0.6136 |
| Financial Year | : September 30 |
| Fund Category | : Balanced Fund |
| Fund Inception | : September 19, 1994 |
| Initial Sales Charge | : 6.50 % of NAV per unit |
| Annual Management Fee | : 0.85 % of NAV |
| Investment Manager | : CIMB Principal Asset Management (Effective from April 1, 2009) |
| Benchmark | : 50% of the FBM KLCI performance : 50% of the RAM Quantshop MGS Medium Index (Effective from July 30, 2009) |

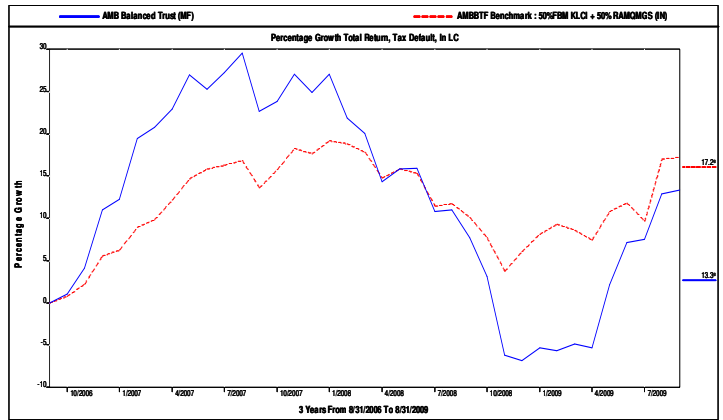
FUND MANAGER'S REVIEW

Market Review

It was a month of consolidation for Malaysia as the FBM KLCI eased a marginal 1 point to close at 1,174 points. August represents the first time since April that the market did not post a gain. Initially investors shrugged off talks that share prices have risen ahead of fundamentals as the market continued to firm on the back of Wall Street's steady ascent. However, markets reversed quickly amid heavy profit taking after investors were spooked by talks of monetary tightening and the subsequent sharp sell-down in the Chinese market. Locally, the major results season during the month proved to be more promising than initially expected as many banking stocks far exceeded analysts' forecasts. Numerically it was a results season that was encouraging but overall market EPS may not have changed much as the positive surprises were offset by disappointments by a few big caps such as MAS, Maybank and Genting. The broader market's performance was slightly better than the KLCI as FBM Emas gained 0.1% to 7,924 points. Smaller stocks were mixed as the FBM Small cap Index rose 36 points to close at 9,812 (+0.37%) while the FBM ACE fell 2.6% to 4,146 points. The average value traded on Bursa in August edged lower 1% mom to RM1.43bn (RM1.45bn in July) per day. China's volatile downward trending market sent jitter ripples around the world. During the month, Hong Kong (-7.3%) was the worst performing country followed by China (-7.0%). Meanwhile, Japan (+3.9%) and Australia (+7.2%) were among the best performing countries. On a YTD basis, Indonesia (+88.7%) continued to lead the pack while Malaysia was the worst performing country after Japan (+10.0%). The MGS yield curve bull flattened for the month with the 5 and 10 year benchmark shading lower by 16 and 10 bps respectively. The closing yields were 2.89%, 3.70% and 4.25% for the key 3, 5 and 10 year sovereign benchmarks. Investor sentiment continues to improve for corporate bonds, with majority of trades seen along the yield curve on familiar AAA and AA rated corporate names. Corporate yield curve shifted lower by approximately 10 bps. The July CPI fell sharply -2.40% year on year, marking the second consecutive negative reading for inflation. The month-on-month (seasonally un-adjusted) inflation reading remained unchanged from June at 0.1%, suggesting that the more severe year on year fall was largely due to base effects. Market is generally in consensus that either July or August will mark the trough in year on year technical deflation, as base effects wear off (inflation peaked last year at 8.5% year on year in July and August 2008). Beating market estimates, the second quarter GDP fell 3.9% year on year, decelerating from a 6.2% decline in 1Q09. Improvement was also reported in the unemployment figures, with retrenchments appearing to have peaked in 1Q09. Retrenchments fell from 12,590 in 1Q09 to 7,470 in 2Q09. Average wages in manufacturing, which saw the most retrenchments, have climbed in 2Q09 after taking a hit in 4Q08. In addition, the Leading Index inched up 1.7% month on month in Jun-09, after remaining unchanged in May-09. As expected, Bank Negara maintained the Overnight Policy Rate (OPR) at 2.0% with the MPC cautiously stating that they expect a recovery by the 2H09 and 2010.

PERFORMANCE RECORD

3 Years Growth Total Return



Cumulative Total Return

| | Fund (%) | Rank |
|------------------|----------|---------|
| 6 - Month | 19.10 | 21 / 39 |
| 1 - Year | 5.23 | 19 / 39 |
| 3 - Year | 13.28 | 24 / 29 |
| 5 - Year | 14.14 | 23 / 24 |

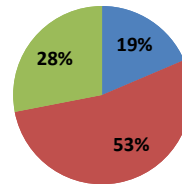
* Source : Lipper (G) - Category of Mixed Asset-Non Islamic

High/Low NAV (RM)

| | High | Low |
|------------------|--------|--------|
| 6 - Month | 0.6219 | 0.5014 |
| 1 - Year | 0.6219 | 0.4969 |
| 3 - Year | 0.7159 | 0.4243 |
| 5 - Year | 0.7027 | 0.4969 |

Asset Allocation as at August 31, 2009

- Short Term Deposit + Cash
- Equities
- Bonds



Equities

| | |
|---------------------|-------|
| Construction | 0.83 |
| Infrastructure | 0.89 |
| Trading/Services | 22.03 |
| Finance | 40.00 |
| Properties | 2.43 |
| Industrial Products | 5.91 |
| Plantations | 27.91 |

TOTAL 100.00

Top 5 Largest Holdings

- 1) MAYBANK BERHAD
- 2) SIME DARBY BERHAD
- 3) HARUM INTISARI SDN BHD
- 4) BUMIPUTRA COMMERCE HOLDINGS BERHAD
- 5) IOI CORPORATION BERHAD

Based on the fund's portfolio returns as at 15 August 2009, the Volatility Factor (VF) for this fund is 12.3 and is classified as "Low" (source: Lipper). "Low" includes funds with VF that are above 4.765 but not more than 12.460. The VF means there is a possibility for the fund in generating an upside return or downside around this VF. The Volatility Class (VC) is assigned by Lipper based on quintile ranks of VF funds. VF is subject to monthly revision and VC will be revised every six months. The fund's portfolio may have changed since this date and there is no guarantee that the fund will continue to have the same VF or VC in the future. Presently, only funds launched in the market for at least 36 months will display the VF and its VC.

Investors are advised to read and understand the contents of the Master Prospectus dated September 17, 2009, before investing. This prospectus have been registered and lodged with the Securities Commission. Among others, investor should consider the fees and charges involved. The price of units and distributions payable, if any, may go down as well as up. Past performances of the fund should not be taken as indicative of its future performance. Units will only be issued on receipt of an application form referred to in and accompanying the Prospectus, which are obtainable at Amanah Mutual Berhad or any of its distribution branches.