



Amanah Mutual Berhad
(1925416-L)

Income & Growth Fund

Long term investment for long term strategy


Fund Factsheet August 31, 2009

Morning Star Rating
Lipper Total Return
Lipper Consistent Return
Lipper Preservation



AMB Enhanced Bond Trust Fund

The Funds objective is to provide a stable income stream and an opportunity for capital appreciation over the medium to long-term horizon.



INVESTOR PROFILE

This fund is suitable for investors who:-

- Prefer a conservative investment approach but are willing to exploit opportunities presented in the capital markets.
- Possess an investment horizon in excess of 5 years.

FUND DETAILS AS AT AUGUST 31, 2009

Unit In Circulation : 66.65 million
Unit NAV : RM 0.3631
Financial Year : March 31
Fund Category : Bond Fund
Fund inception : May 27, 2003
Initial Sales Charge : Up to 2.00% of NAV
Annual Management Fee : 1.00% of NAV (Bond)
 : 1.75% of NAV (Equity)
Investment Manager : CIMB Principal Asset Management
 : (Effective from April 1, 2009)
Benchmark : 100% of the RAM Quantshop MGS
Medium Index
 : (Effective from July 30, 2009)

FUND MANAGER'S REVIEW

Market Review

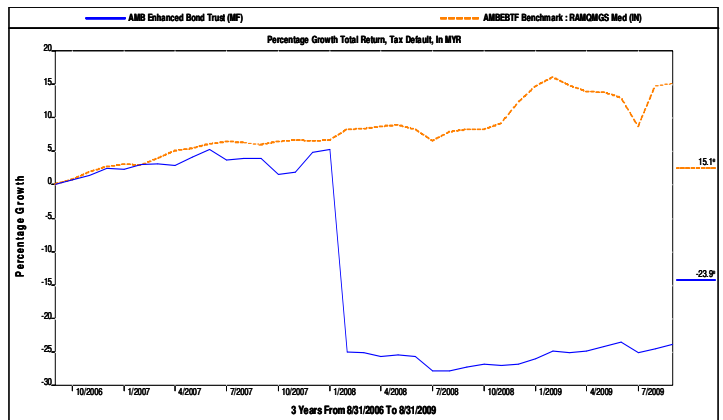
The MGS yield curve bull flattened for the month with the 5 and 10 year benchmark shading lower by 16 and 10 bps respectively. The closing yields were 2.89%, 3.70% and 4.25% for the key 3, 5 and 10 year sovereign benchmarks. Investor sentiment continues to improve for corporate bonds, with majority of trades seen along the yield curve on familiar AAA and AA rated corporate names. Corporate yield curve shifted lower by approximately 10 bps. The July CPI fell sharply -2.40% year on year, marking the second consecutive negative reading for inflation. The month-on-month (seasonally un-adjusted) inflation reading remained unchanged from June at 0.1%, suggesting that the more severe year on year fall was largely due to base effects. Market is generally in consensus that either July or August will mark the trough in year on year technical deflation, as base effects wear off (inflation peaked last year at 8.5% year on year in July and August 2008). Beating market estimates, the second quarter GDP fell 3.9% year on year, decelerating from a 6.2% decline in 1Q09. Improvement was also reported in the unemployment figures, with retrenchments appearing to have peaked in 1Q09. Retrenchments fell from 12,590 in 1Q09 to 7,470 in 2Q09. Average wages in manufacturing, which saw the most retrenchments, have climbed in 2Q09 after taking a hit in 4Q08. In addition, the Leading Index inched up 1.7% month on month in Jun-09, after remaining unchanged in May-09. As expected, Bank Negara maintained the Overnight Policy Rate (OPR) at 2.0% with the MPC cautiously stating that they expect a recovery by the 2H09 and 2010.

Manager's Comments

Our strategy remains unchanged for the near term. Although the economy appears to have bottomed, we maintain that central banks around the world (as well as our own central bank) will be reluctant to raise rates; hence the interest rate environment will remain benign for the foreseeable future. We expect the sovereign market to trade range bound, due to lack of new leads. Excess liquidity and pent up demand will continue to drive corporate bond yields lower as real investors search for yield against the backdrop of technical deflation. New corporate bond issuances has also improved, providing much needed price discovery and diversification of names in the secondary corporate bond market. Our strategy remains unchanged. We overweight corporate bonds, and adopt a trading stance on sovereign bonds.

PERFORMANCE RECORD

3 Years Growth Total Return



Cumulative Total Return

	Fund (%)	Rank
6 - Month	1.57	25 / 33
1 - Year	4.58	23 / 33
3 - Year	-23.90	27 / 28
5 - Year	-18.76	23 / 23

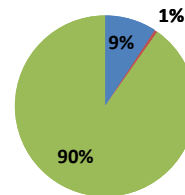
* Source: Lipper (G) - Category of Bond-Non Islamic

High/Low NAV (RM)

	High	Low
6 - Month	0.3650	0.3555
1 - Year	0.3650	0.3450
3 - Year	0.5075	0.3421
5 - Year	0.5075	0.3421

Asset Allocation as at August 31, 2009

- Short Term Deposit + Cash
- Equities
- Bonds



Top 5 Largest Holdings

- 1) PUBLIC BANK BERHAD
- 2) NUCLEUS AVENUE (M) BERHAD
- 3) SPRINT EXPRESSWAY
- 4) MAYBANK ISLAMIC BERHAD
- 5) RANHILL POWERTRON SDN BERHAD

Based on the fund's portfolio returns as at 15 August 2009, the Volatility Factor (VF) for this fund is 17.1 and is classified as "High" (source: Lipper). "High" includes funds with VF that are above 16.275 but not more than 19.410. The VF means there is a possibility for the fund in generating an upside return or downside around this VF. The Volatility Class (VC) is assigned by Lipper based on quintile ranks of VF funds. VF is subject to monthly revision and VC will be revised every six months. The fund's portfolio may have changed since this date and there is no guarantee that the fund will continue to have the same VF or VC in the future. Presently, only funds launched in the market for at least 36 months will display the VF and its VC.

Investors are advised to read and understand the contents of the Master Prospectus dated September 17, 2009, before investing. This prospectus have been registered and lodged with the Securities Commission. Among others, investor should consider the fees and charges involved. The price of units and distributions payable, if any, may go down as well as up. Past performances of the fund should not be taken as indicative of its future performance. Units will only be issued on receipt of an application form referred to in and accompanying the Prospectus, which are obtainable at Amanah Mutual Berhad or any of its distribution branches.