



Amanah Mutual Berhad
(195414-L)

Growth Fund

Long term investment for long term strategy


Fund Factsheet September 30, 2009

Morning Star Rating
Lipper Total Return
Lipper Consistent Return
Lipper Preservation



AMB SmallCap Trust Fund

The fund's objective is to achieve medium and long-term capital growth by primarily investing into securities of small and medium sized companies, listed on the Bursa Malaysia Main Market, ACE Market, and/or any other board as approved by the SC, with market capitalisation of not more than RM750 million which has the potential for capital appreciation over the medium to long-term (2-5 years).



INVESTOR PROFILE

The Fund is suitable for investor who:-

- Are seeking long-term capital growth through investment in small to medium sized companies.
- Are willing to accept higher level of risk in order to obtain higher growth of their capital.
- Have a medium to long-term investment horizon.

FUND DETAILS AS AT SEPTEMBER 30, 2009

Unit In Circulation	: 288.85 million
Unit NAV	: RM 0.3285
Financial Year	: July 31
Fund Category	: Equity Fund
Fund Inception	: March 3, 2004
Initial Sales Charge	: 6.50 % of NAV per unit
Annual Management Fee	: 1.50% of NAV
Investment Manager	: UOB-OSK Asset Management Sdn Bhd (Effective from November 17,2008)
Benchmark	: 60% FBM Smallcap Index : 35% FBM 100 Index : 5% 1-month fixed deposit rate of commercial banks

FUND MANAGER'S REVIEW

Market Review

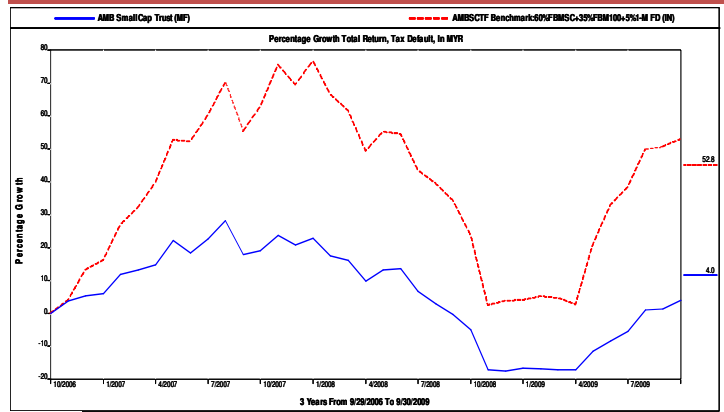
Most Asian equity markets gained in September, with the top performing markets being the India, Thailand and Taiwan. The FBM KLCI broke through the psychological 1,200 barrier and gained 2.4% to close at 1,202.08 points. The broader market was relatively weaker as FBM Emas gained only 2.2% and FBM Small Cap was up only 0.5%. Interest on the local bourse was spurred by reports of a potential partnership for Proton and CIMB's positive share price performance post placement. In addition, interest returned to the oil and gas sector in anticipation of increased contract flows with the approval of a huge LNG project in Australia. Towards the end of the month, sentiment within the regional market was dampened by the poor performance of several Chinese IPOs.

Comments

For the month of September, the Fund outperformed its benchmark. While we believe that 2Q09 could mark the bottom of the market, we believe that the recent market upturn has been too sharp and there is a possibility of a correction. We would look to increase our equity exposure on pullbacks.

PERFORMANCE RECORD

3 Years Growth Total Return



Use may have modified the original chart and axis titles provided by Lipper.

Cumulative Total Return

	Fund (%)	Rank
6 - Month (31 Mac 2009 - 30 Sept 2009)	25.57	12 / 16
1 - Year (30 Sept 2008 - 30 Sept 2009)	9.46	10 / 16
3 - Year (29 Sept 2006 - 30 Sept 2009)	4.02	15 / 16
5 - Year (30 Sept 2004 - 30 Sept 2009)	-13.20	15 / 15

*Source:Lipper (G)-Category of Equity Malaysia-Non Islamic

High/Low NAV (RM)

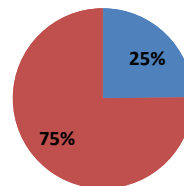
	High	Low
6 - Month (31 Mac 2009 - 30 Sept 2009)	0.3321	0.2630
1 - Year (30 Sept 2008 - 30 Sept 2009)	0.3321	0.2547
3 - Year (29 Sept 2006 - 30 Sept 2009)	0.4050	0.2547
5 - Year (30 Sept 2004 - 30 Sept 2009)	0.4318	0.2547

Income Distribution

2009	Net (sen per unit)
	NIL

Asset Allocation as at September 30, 2009

- Short Term Deposit + Cash
- Equities



Equities

Consumer Products	7.05
Construction	10.47
Warrants	0.02
Trading/Services	21.73
Finance	27.18
Properties	8.26
Industrial	15.72
Plantations	9.57

TOTAL	100.00
--------------	---------------

Top 5 Largest Holdings

- 1) AMMB HOLDINGS BERHAD
- 2) CIMB GROUP SDN BHD
- 3) HAI-O ENTERPRISE
- 4) MNRB HOLDING BERHAD
- 5) IJM CORPORATION BERHAD

Based on the fund's portfolio returns as at 15 September 2009, the Volatility Factor (VF) for this fund is 14.9 and its Volatility Class (VC) is classified as "Moderate" (source: Lipper). The VF means there is a possibility for the fund in generating an upside return or downside return around this VF. The VC is assigned by Lipper based on quintile ranks of VF for qualified funds. The fund's portfolio may have changed and there is no guarantee that the fund will continue to have the same VF or VC in the future. Presently, only funds launched in the market for at least 36 months will display the VF and its VC.

Investors are advised to read and understand the contents of the Master Prospectus dated September 17, 2009, before investing. This prospectus have been registered and lodged with the Securities Commission. Among others, investor should consider the fees and charges involved. The price of units and distributions payable, if any, may go down as well as up. Past performances of the fund should not be taken as indicative of its future performance. Units will only be issued on receipt of an application form referred to in and accompanying the Prospectus, which are obtainable at Amanah Mutual Berhad or any of its distribution branch.