



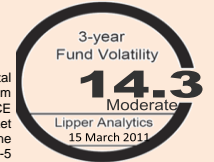
Morning Star Rating
 Lipper Total Return
 Lipper Consistent Return
 Lipper Preservation Return



Growth Fund
 Smart Investment Choice for Constant Capital Growth
Fund Fact Sheet 28 February 2011

AMB SmallCap Trust Fund

The fund's objective is to achieve medium to long-term capital growth by primarily investing into securities of small and medium sized companies, listed on the Bursa Securities's Main Market, ACE Market, and/or any other board approved by the SC, with market capitalisation of not more than RM750 million which have the potential for capital appreciation over the medium to long-term (2-5 years).



INVESTOR PROFILE

- The Fund is suitable for investor who:-
- Are seeking medium to long-term capital growth through investment in small to medium sized companies.
 - Are willing to accept higher level of risk in order to obtain higher growth of their capital.
 - Have a medium to long-term investment horizon.

FUND DETAILS AS AT 28 February 2011

Unit In Circulation	: 253.662 million
Unit NAV	: RM 0.4320
Financial Year	: July 31
Fund Category	: Equity Fund
Fund Inception	: March 3, 2004
Initial Sales Charge	: 6.50 % of NAV per unit
Annual Management Fee	: 1.50% of NAV
Benchmark	: 60% FBM Smallcap Index 35% FBM Top 100 Index 5% 1-month fixed deposit rate of commercial banks
Asset Allocation	: Min 40% Max 95% in stocks and shares of small and medium cap companies Min 5% max 60% in liquid assets and short-term money market investment

FUND MANAGER'S REVIEW

Market Review

The Malaysian market ended the month on a negative note due to a reversal of funds flow from the emerging to the developed markets amidst the turmoil faced by some of the Middle East North African (MENA) countries which also resulted in oil rising to above USD100 per barrel. For the month, the FBM KLCI lost 29 points or 1.9% to close at 1,491 points. The broader index FBM EMAS fell 2.4% to 10,216 points. Smaller caps underperformed as the FBM Small Cap plunged 4.4% to 12,413 points as investors preferred the index heavyweight stocks. Among the regional bourses, China and Japan posted gains whilst Korea and Taiwan markets declined.

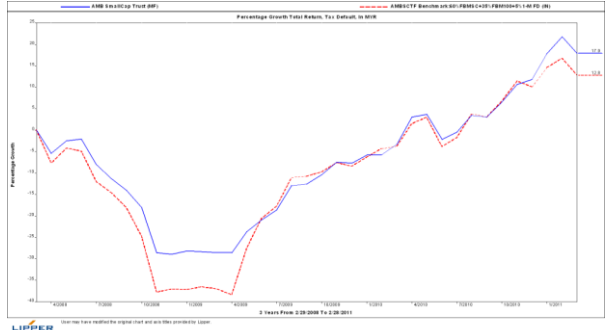
On the local corporate front, a consortium comprising Kencana Petroleum Bhd, SapuraCrest Petronas and Petrofac secured a USD800 million marginal oil field deal which is the first of such contracts to be awarded by Petronas. Meanwhile, corporate developments continued as IGB announced the sale of The Gardens Mall to subsidiary KrisAssets for a total consideration of RM820 million in cash as part of its efforts to streamline its operations.

Comments

For the month of February, the Fund underperformed its benchmark mainly due to asset allocation. We would maintain our equity weighting within the 75-85% region and would look to increase our equity exposure on pullbacks.

PERFORMANCE RECORD

3 Years Growth Total Return



Cumulative Total Return

	Fund (%)	Rank
6 - Month (31 August 2010 - 28 February 2011)	14.38	4/13
1 - Year (28 February 2010 - 28 February 2011)	21.83	5/13
3 - Year (29 February 2008 - 28 February 2011)	17.90	6/13
5 - Year (28 February 2006 - 28 February 2011)	40.97	11/13

* Source : Lipper(G) - Category of Equity Malaysia - Non Islamic

High/Low NAV (RM)

	High	Low
6 - Month (31 August 2010 - 28 February 2011)	0.4617	0.3770
1 - Year (28 February 2010 - 28 February 2011)	0.4617	0.3448
3 - Year (29 February 2008 - 28 February 2011)	0.4617	0.2547
5 - Year (28 February 2006 - 28 February 2011)	0.4617	0.2547

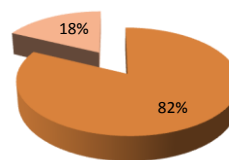
Income Distribution

2010	Net (sen per unit)
	NIL

*Source : Extracted from the annual report of AMBSCTF which has been audited by our external auditor

Asset Allocation as at 28 February 2011

Equities Short Term Deposit + Cash



Equities	
Consumer Products	1.99
Construction	12.07
Warrants	0.14
Trading/Services	22.33
Finance	15.05
Properties	9.43
Industrial	9.91
Technology	1.71
Plantations	9.62
TOTAL	82.25

Top 5 Largest Holdings in Equity

- 1) MEDIA PRIMA BERHAD
- 2) AMMB HOLDING BERHAD
- 3) RHB CAPITAL BERHAD
- 4) CYPARK RESOURCES BERHAD
- 5) IJM CORPORATION BERHAD

Based on the fund's portfolio returns as at March 15, 2011, the Volatility Factor (VF) for this fund is 14.3 and its Volatility Class (VC) is classified as "Moderate" (source: Lipper). The VF means there is a possibility for the fund in generating an upside return or downside return around this VF. The VC is assigned by Lipper based on quintile ranks of VF for qualified funds. The fund's portfolio may have changed and there is no guarantee that the fund will continue to have the same VF or VC in the future. Presently, only funds launched in the market for at least 36 months will display the VF and its VC.

Investors are advised to read and understand the contents of the Master Prospectus dated September 17, 2010 before investing. This prospectus has been registered and lodged with the Securities Commission. Among others, investor should consider the fees and charges involved. The price of units and distributions payable, if any, may go down as well as up. Past performances of the fund should not be taken as indicative of its future performance. Units will only be issued on receipt of an application form referred to in and accompanying the Prospectus, which is obtainable at Amanah Mutual Berhad or any of its distribution branches.