

### FUND GROUP CLASSIFICATION

Group Classification	1M (% Rtn) 5/31/10 - 6/30/10	1Y (% Rtn) 6/30/09 - 6/30/10	YTD (% Rtn) 12/31/09-6/30/10
Equity (284)	0.16	11.32	(4.16)
Bond (69)	0.49	3.33	(1.27)
Guaranteed (2)	(0.01)	2.38	(0.04)
Mixed Asset (104)	0.18	10.55	(1.71)
Money Market (68)	(0.30)	1.92	0.94
Protected (40)	0.11	2.18	(0.15)
Target Maturity (23)	0.33	10.28	0.45
Commodities (2)	(2.44)	(7.33)	(14.90)
Real Estate (11)	2.00	33.87	9.27
Others (12)	(1.23)	9.05	0.95
<b>INDUSTRY (612)</b>	<b>0.49 *</b>	<b>10.12**</b>	<b>(0.84)***</b>

Source: Lipper  
\* Based on 607 funds \*\* Based on 534 funds \*\*\* Based on 565 funds

### UNIT TRUST INDUSTRY RETURN PERFORMANCE

- The performance of major stock markets were generally lower in June following news of weak manufacturing surveys in China and Europe and disappointing US jobs data, pointing to a slowing global recovery in 2H2010. **The MSCI world index fell m-o-m for the third consecutive month by 3.6% to 1,041.32 points, resulting in the fall of 10.9% year-to-date.**
- The US Dow Jones industrial average was down 3.6% to 9,774.0 points. In Europe, the sovereign debt problems had further weakened the markets and the MSCI Europe plunged 0.9% m-o-m and 18.4% on a YTD basis.
- In Asian markets, the purchasing managers' index in China declined by 1.8% m-o-m to 52.1% in June to its lowest level since February, indicating a cooling economy. The Nikkei 225 index and the SSE index fell by 4.0% and 7.5% respectively from the previous month. This had caused the MSCI emerging markets to decline by 0.9% m-o-m to 918.0 points with YTD return falling by 7.2%.
- However, on the domestic front, the FBM KLCI rose 2.3% m-o-m to 1,314.0 points, supported by the better performance of the financial, plantation and industrial sectors.
- As a result, **the Malaysian unit trust industry posted an average monthly return of 0.49% in June, from minus 3.45% recorded in the previous month.** Positive returns were seen across all asset classes except guaranteed, money market and commodities which fell by 0.01%, 0.30% and 2.44% respectively.
- Equity category on average was higher by 0.16% in June despite the decline in equity offshore (-1.16%) and equity by sector (-0.87%) categories. This was on account of better performance of 2.51% posted by equity Malaysia.** Only 10 of the 28 Lipper equity categories recorded positive returns in June. Equity North America tumbled 5.28% on average during the month, the weakest performance among the different asset classes.
- In general, **funds investing in domestic market outperformed offshore funds in June.** Out of 607 funds under the 1 month return, the top 10 funds were local equity linked and real estate funds led by mixed asset other flexible fund with 5.31% return. Meanwhile, the laggards for the month were offshore funds with equity global fund sliding to the lowest level with minus 9.17% return.

### EQUITY CATEGORIES FOR LIPPER GLOBAL CLASSIFICATION

Equity Category	1M	1Y	YTD
1. Equity Malaysia (133)	2.15	18.93	3.58
2. Equity Malaysia Sm&Mid Cap (15)	2.87	21.88	6.38
<b>Average (148)</b>	<b>2.51</b>	<b>20.40</b>	<b>4.98</b>
3. Equity Sector Banks&Financial (2)	(2.56)	11.28	(4.08)
4. Equity Sector Basic Industries (1)	2.08	26.46	5.05
5. Equity Sector Cyc Goods & Svs (4)	1.18	18.12	0.61
6. Equity Sector General Industry (1)	1.52	20.10	9.08
7. Equity Sector Gold&Prec Metals (2)	0.80	14.50	(0.40)
8. Equity Sector Natural Resource (3)	(2.52)	1.99	(10.69)
9. Equity Sector Non Cyclical Con (1)	(4.40)	1.34	(16.31)
10. Equity Sector Pharma&Health (1)	(2.75)	2.99	(10.57)
11. Equity Sector Utilities (1)	(1.21)	(12.25)	(20.49)
<b>Average (16)</b>	<b>(0.87)</b>	<b>9.39</b>	<b>(5.31)</b>
12. Equity Sector Real Est Europe (1)	(1.04)	(2.23)	(21.44)
13. Equity Sector Real Est Global (4)	(2.71)	18.52	(8.06)
14. Equity Sector Real Est Other (4)	1.81	7.05	(8.00)
15. Equity Asia Pacific (11)	(0.64)	4.28	(11.20)
16. Equity Asia Pacific Ex Japan (32)	0.21	11.45	(7.00)
17. Equity Asia Pacific Sm&Mid Cap (2)	(1.15)	16.40	(9.74)
18. Equity Australasia (2)	(5.08)	-	(14.15)
19. Equity China (5)	(1.75)	5.33	(9.07)
20. Equity Emerging Mkts Far East (3)	(0.99)	(5.54)	(14.62)
21. Equity Emerging Mkts Global (6)	(0.77)	9.75	(12.91)
22. Equity Emerging Mkts Other (1)	(0.92)	(1.09)	(5.31)
23. Equity Europe (2)	(2.06)	(6.19)	(21.22)
24. Equity Global (33)	(2.90)	(0.37)	(14.71)
25. Equity Greater China (9)	(0.65)	(3.02)	(12.74)
26. Equity North America (1)	(5.28)	-	(11.96)
27. Equity India (1)	3.51	-	-
28. Equity Singapore (1)	0.72	-	-
<b>Average (119)</b>	<b>(1.16)</b>	<b>4.18</b>	<b>(12.14)</b>
<b>Equity Average (284)</b>	<b>0.16</b>	<b>11.32</b>	<b>(0.84)</b>

Source: Lipper

## MAJOR & REGIONAL INDICES

Index	June-10	1M	1Y	YTD
1. DJIA index	9,774.02	(3.6)	15.7	(6.3)
2. DAX index	5,965.52	0.0	24.1	0.1
3. KLCI index	1,314.02	2.3	22.2	3.2
4. NIKKEI225 index	9,382.64	(4.0)	(5.8)	(11.0)
5. SSE index	2,398.37	(7.5)	(19.0)	(26.8)
6. SET index	797.31	6.2	33.4	8.5
7. Hang Seng index	20,129.00	1.8	9.5	(8.0)
8. KOSPI index	1,698.29	3.5	22.2	0.9
9. STI index	2,835.50	3.0	21.5	(2.1)
10. TWSE index	7,329.37	(0.6)	13.9	(10.5)
11. MSCI Emerging Markets	917.99	(0.9)	20.6	(7.2)
12. MSCI World	1,041.32	(3.6)	8.0	(10.9)
13. MSCI Europe	1,177.03	(0.9)	2.7	(18.4)
14. Maybank 12M FD	-	0.23	2.57	1.31

Source: Bloomberg

## BOND CATEGORIES FOR LIPPER GLOBAL CLASSIFICATION

Bond Category	1M	1Y	YTD
1. Bond Asia Pacific (5)	(0.66)	2.54	(0.16)
2. Bond Emerging Markets Global (2)	2.02	1.09	(3.10)
3. Bond Global (3)	0.11	4.11	(3.82)
4. Bond MYR (59)	0.48	5.58	1.99
<b>Bond Average (69)</b>	<b>0.49</b>	<b>3.33</b>	<b>(1.27)</b>

Source: Lipper

## MIXED ASSET CATEGORIES FOR LIPPER GLOBAL CLASSIFICATION

Mixed Asset Category	1M	1Y	YTD
1. Mixed Asset MYR Balanced (62)	0.81	10.17	(0.82)
2. Mixed Asset Other Aggressive (3)	(1.13)	12.59	(5.64)
3. Mixed Asset Other Conservative (13)	0.53	8.57	1.54
4. Mixed Asset Other Flexible (26)	0.24	10.10	(2.12)
<b>Mixed Asset Average (104)</b>	<b>0.11</b>	<b>10.36</b>	<b>(1.76)</b>

Source: Lipper

- On YTD basis, the unit trust industry registered a negative average return of 0.84%. Commodities category was the worst performing funds with minus 14.90% return. This was largely due to the oil prices falling for a sixth straight session to USD75.63 per barrel in June on lingering concerns over slowing global economies and demand for fuel.
- On the other hand, real estate posted the best YTD return of 9.27% which is close to the average annualised return chartered by the overall unit trust industry.
- Based on 1 year return, the unit trust industry recorded a 10.12% increase in June, slightly higher by 0.19 percentage point from 9.93% registered in the previous month. Real estate asset class posted the highest average return of 33.87% while commodities category charted the worst return of minus 7.33%.
- The top performing funds were equity and real estate categories investing in Malaysia led by equity Malaysia fund with 67.40% return. At the bottom of the table was equity global fund with return of minus 12.42%.
- By quartile, most of equity Malaysia funds were in the top quartile totalling 92 from 142 equity funds recorded for 1 year return. We also noticed that 10 out of 11 real estate funds were in the top quartile with returns ranging from 58.21% to 10.47%.
- Only 7 of the 82 equity offshore funds were in the first quartile, with the balance mostly placed in third and fourth quartile. The equity Europe was the worst performance under the equity offshore class with an average return of minus 6.19%.
- In the second quartile there were 134 funds with returns ranging 15.54% to 7.55%, largely comprised of mixed asset category totaling 44 funds from a total of 97 mixed asset funds. The top performing fund in this quartile, however, was the equity Malaysia with 16.37% return, while at the bottom of the second quartile was bond MYR with 8.17% return.

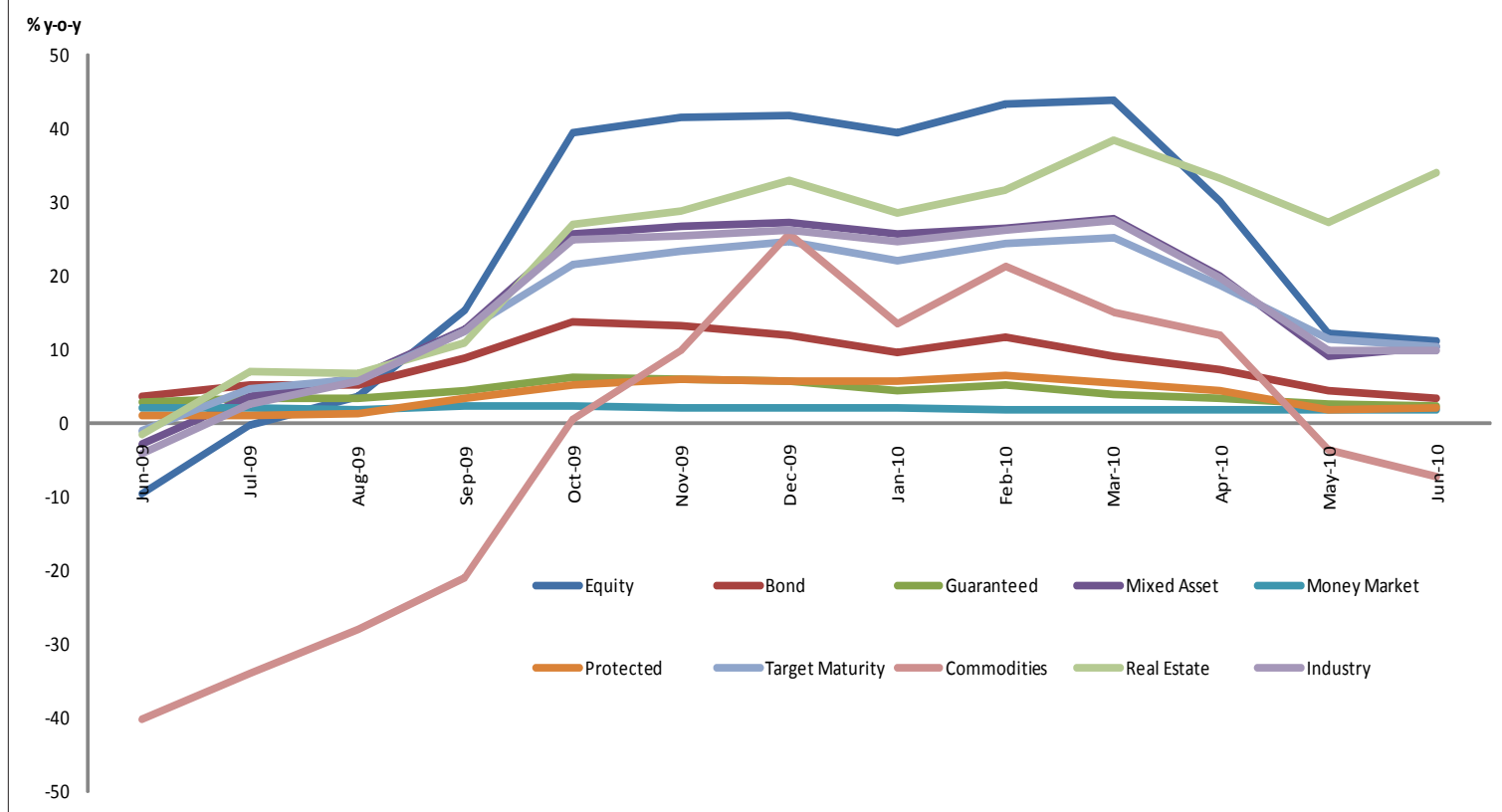
## QUARTILE ANALYSIS FOR 1-YEAR RETURN

Asset Classes	Total funds	%shr	1 Quartile (% yoy)		2 Quartile (% yoy)		3 Quartile (% yoy)		4 Quartile (% yoy)	
			67.40 to 16.50	%shr	16.49 to 8.17	%shr	8.16 to 2.25	%shr	2.24 to (-12.42)	%shr
1 Equity	247	46.3	106	42.9	61	24.7	38	15.4	42	17.0
1.1 Eq Offshore	82	33.2	7	8.5	18	22.0	22	26.8	35	42.7
1.2 Eq Malaysia	142	57.5	92	64.8	36	25.4	14	9.9	0	0.0
1.3 Eq by Sector	23	9.3	7	30.4	7	30.4	2	8.7	7	30.4
2 Bond	61	11.4	0	0.0	15	24.6	38	62.3	8	13.1
3 G'teed	2	0.4	0	0.0	0	0.0	1	50.0	1	50.0
4 M. Asset	97	18.2	17	17.5	44	45.4	23	23.7	13	13.4
5 M. Market	60	11.2	0	0.0	0	0.0	16	26.7	44	73.3
6 Protected	32	6.0	0	0.0	2	6.3	6	18.8	21	65.6
7 T. Maturity	16	3.0	2	12.5	9	56.3	5	31.3	0	0.0
8 R. Estate	11	2.1	10	90.9	1	9.1	0	0.0	0	0.0
9 Others	8	1.5	0	0.0	2	25.0	4	50.0	5	62.5
<b>Total</b>	<b>534</b>	<b>100.0</b>	<b>135</b>	<b>25.3</b>	<b>134</b>	<b>25.1</b>	<b>131</b>	<b>24.5</b>	<b>134</b>	<b>25.1</b>

Source: Lipper

- The third quartile comprised of the bond funds totaling 38 funds from a total of 61 bond funds. The best performing fund was bond MYR with 8.04% return, while the laggard was protected fund with 2.25% return.
- **The fourth quartile was dominated by money market and equity offshore categories.** There were 44 money market funds (out of 60) and 35 equity offshore funds (out of 82) in this quartile with returns ranging 2.24% (money market fund) to minus 12.42% (equity global fund).
- With regard to the recent development of the unit trust industry, **it was announced that effective August 1, only funds that have higher consistent returns for a minimum of three years and those with a foreign portfolio component of up to 30% would be made available for sale to Employees Provident Fund (EPF) members.**
- This funds with less than three years track record and new launches would not qualify for sale to EPF members. Based on Lipper rating, there were 287 funds in the unit trust industry as at end-June 2010 that have registered for 3-year consistent return.
- Of the total of 287 funds, 57 funds were rated as Leader, 54 funds rating 4, 50 funds rating 3, 59 funds rating 2 and 67 funds rating 1.
- We expect that funds qualify the criteria outlined by The Federation of Investment Managers Malaysia (FIMM) would comprise funds rated as Leader, 4 and 3 totalling 160 funds.
- This would constitute, 25 were bond funds, 19 equity offshore funds, 67 equity Malaysia funds, 1 guaranteed fund, 43 mixed asset funds, 1 money market fund and 4 target maturity funds. (Refer to table **LIPPER RATING FOR 3 YEARS CONSISTENT RETURN & EPF**).
- **It is noted that 100 funds or 63% were already EPF approved investment funds thus the remaining of 60 funds (mostly offshore funds).** This proposal is part of the FIMM initiatives to further promote local unit trust industry as EPF members can look forward to earn better returns on their investment in unit trusts with the service charges of 50% less.

ONE-YEAR RETURN BY ASSET CLASSES FOR UNIT TRUST INDUSTRY AS AT JUNE 2010



Source: Lipper

LIPPER RATING FOR 3 YEARS CONSISTENT RETURN & EPF						Lipper Rating Malaysia Consistent Return 3 Years	EPF
No	Name	3Y Return 3Y 6/29/2007 To 6/30/2010	Category	Geographical Focus			
1	Saham Amanah Sabah	40.89	Equity Malaysia	Malaysia	Leader		N
2	AMB Value Trust	39.89	Equity Malaysia	Malaysia	Leader		N
3	Public SmallCap	38.99	Equity Malaysia Sm&Mid Cap	Malaysia	Leader		Y
4	AMB Ethical Trust	32.09	Equity Malaysia	Malaysia	Leader		Y
5	Areca Equity Trust	31.62	Equity Malaysia	Malaysia	Leader		N
6	icapital.biz Berhad	30.55	Mixed Asset Other Flexible	Malaysia	Leader		N/A
7	RHB GoldenLife 2020	28.76	Target Maturity	Malaysia	Leader		Y
8	AmDynamic Bond	23.4	Bond MYR	Malaysia	Leader		Y
9	CIMB-Principal Equity	23.35	Equity Malaysia	Malaysia	Leader		Y
10	AMB Dividend Trust	22.36	Equity Malaysia	Malaysia	Leader		N
11	MAAKL Dividend	21.56	Equity Malaysia	Malaysia	Leader		N
12	Kenanga Growth	21.1	Equity Malaysia	Malaysia	Leader		N
13	MAAKL Growth	20.88	Equity Malaysia	Malaysia	Leader		Y
14	OSK-UOB KidSave	20.63	Mixed Asset MYR Balanced	Malaysia	Leader		Y
15	TA Islamic	19.91	Equity Malaysia	Malaysia	Leader		Y
16	Public Islamic Bond	19.81	Bond MYR	Malaysia	Leader		Y
17	Pacific Pearl	19.55	Equity Malaysia Sm&Mid Cap	Malaysia	Leader		Y
18	MAAKL Value	19.42	Equity Malaysia	Malaysia	Leader		Y
19	KAF Bond	19.03	Bond MYR	Malaysia	Leader		N
20	PB Islamic Bond	18.82	Bond MYR	Malaysia	Leader		N
21	RHB Islamic Bond	18.52	Bond MYR	Malaysia	Leader		Y
22	HwangDBS Select Balanced	18.39	Mixed Asset MYR Balanced	Malaysia	Leader		Y
23	MAAKL Al-Umran	18.2	Mixed Asset MYR Balanced	Malaysia	Leader		N
24	Apex Dana Al-Faiz-i	18.01	Mixed Asset MYR Balanced	Malaysia	Leader		Y
25	Kenanga Syariah Growth	17.89	Equity Malaysia	Malaysia	Leader		N
26	Pacific Dividend	17.32	Equity Malaysia	Malaysia	Leader		Y
27	Public Islamic Opportunities	16.82	Equity Malaysia Sm&Mid Cap	Malaysia	Leader		Y
28	CMS Bond	15.69	Bond MYR	Malaysia	Leader		Y
29	HwangDBS Select Bond	15.53	Bond MYR	Malaysia	Leader		Y
30	Pacific Millennium	15.43	Equity Malaysia	Malaysia	Leader		Y
31	CIMB-Principal Bond	15.24	Bond MYR	Malaysia	Leader		Y
32	HwangDBS Select Income	15.21	Mixed Asset Other Conservative	Malaysia	Leader		Y
33	AmBond	14.92	Bond MYR	Malaysia	Leader		Y
34	Pacific Income	14.61	Mixed Asset Other Conservative	Malaysia	Leader		Y
35	CIMB-Principal Institutional Bond	14.59	Bond MYR	Malaysia	Leader		N
36	CIMB Islamic DALI Equity Growth	14.46	Equity Malaysia	Malaysia	Leader		Y
37	PB Fixed Income	14.31	Bond MYR	Malaysia	Leader		Y
38	OSK-UOB Smart Balanced	14.16	Mixed Asset MYR Balanced	Malaysia	Leader		Y
39	Public Savings	13.79	Equity Malaysia	Malaysia	Leader		Y
40	Public Regular Savings	13.22	Equity Malaysia	Malaysia	Leader		Y
41	CIMB-Principal Balanced Income	12.83	Mixed Asset MYR Balanced	Malaysia	Leader		Y
42	Pacific Dana Aman	12.35	Equity Malaysia	Malaysia	Leader		Y
43	Public Dividend Select	12.31	Equity Malaysia	Malaysia	Leader		Y
44	Pacific Select Balance	12.16	Mixed Asset MYR Balanced	Malaysia	Leader		Y
45	Public Growth	11.66	Equity Malaysia	Malaysia	Leader		N/A
46	Hong Leong Dana Maa'rof	11.57	Mixed Asset MYR Balanced	Malaysia	Leader		Y
47	RHB Mudharabah	10.41	Mixed Asset MYR Balanced	Malaysia	Leader		Y
48	Avenue TacticalEXTRA	4.47	Mixed Asset Other Flexible	Malaysia	Leader		Y
49	Public Far-East Select	2.74	Equity Asia Pacific	Asia Pacific	Leader		N
50	Public Regional Sector	-0.15	Equity Asia Pacific	Asia Pacific	Leader		N
51	CIMB Islamic DALI Equity	-1.06	Equity Asia Pacific Ex Japan	Asia (ex-Japan)	Leader		Y
52	TA Asia Pacific Islamic Balanced	-1.25	Mixed Asset MYR Balanced	Asia Pacific	Leader		N
53	Public Far-East Balanced	-5.84	Mixed Asset MYR Balanced	Far East inc Japan	Leader		N
54	Pacific S&P Global Stars	-8.93	Equity Global	Global	Leader		N
55	Public Islamic Asia Dividend	-10.38	Equity Asia Pacific Ex Japan	Asia (ex-Japan)	Leader		N
56	Pacific Asia Brands	-12.19	Equity Global	Global	Leader		N
57	Alliance Global Equities	-25	Equity Global	Global	Leader		N
58	Phillip Master Equity Growth	23.67	Equity Malaysia	Malaysia	4		N
59	RHB GoldenLife Today	18.86	Target Maturity	Malaysia	4		Y
60	MAAKL Progress	16.32	Equity Malaysia Sm&Mid Cap	Malaysia	4		Y
61	AmBon Islam	14.03	Bond MYR	Malaysia	4		Y
62	AmanahRaya Unit Trust	13.66	Bond MYR	Malaysia	4		N
63	Public Bond	13	Bond MYR	Malaysia	4		Y
64	AmDividend income	12.67	Equity Malaysia	Malaysia	4		Y
65	Public Institutional Bond	12.49	Bond MYR	Malaysia	4		Y
66	Areca Income Trust	12.49	Bond MYR	Malaysia	4		N
67	Public Select Bond	12.45	Bond MYR	Malaysia	4		N
68	MAAKL As-Saad	12.33	Bond MYR	Malaysia	4		Y
69	CIMB Islamic Small Cap	12.31	Equity Malaysia Sm&Mid Cap	Malaysia	4		Y
70	OSK-UOB Smart Income	12.13	Mixed Asset Other Conservative	Malaysia	4		Y
71	PB Growth	11.85	Equity Malaysia	Malaysia	4		Y
72	RHB Income	11.45	Mixed Asset MYR Balanced	Malaysia	4		N/A
73	CIMB-Principal Returns Guaranteed Series 1	10.43	Guaranteed	Malaysia	4		N
74	Pacific Select Income	10.3	Mixed Asset Other Conservative	Malaysia	4		Y
75	MAAKL Equity 80	10.24	Equity Malaysia	Malaysia	4		Y
76	HwangDBS AITMAN Growth	9.67	Equity Malaysia	Malaysia	4		N/A
77	AMB Index-Linked Trust	9.43	Equity Malaysia	Malaysia	4		Y
78	PRUbalanced	9.06	Mixed Asset MYR Balanced	Malaysia	4		Y
79	TA Income	8.86	Mixed Asset MYR Balanced	Malaysia	4		Y
80	Apex Dana Al-Sofi-i	8.79	Equity Malaysia	Malaysia	4		Y
81	Alliance Dana Alif	8.63	Mixed Asset MYR Balanced	Malaysia	4		N
82	Public Balanced	8.48	Mixed Asset MYR Balanced	Malaysia	4		Y
83	Public Islamic Dividend	8.44	Equity Malaysia	Malaysia	4		N
84	MAAKL Balanced	8.35	Mixed Asset MYR Balanced	Malaysia	4		Y
85	AMB Dana Ikhlas	8.02	Mixed Asset MYR Balanced	Malaysia	4		Y
86	Public Equity	7.79	Equity Malaysia	Malaysia	4		Y
87	CIMB-Principal Income Plus Balanced	7.72	Mixed Asset MYR Balanced	Malaysia	4		Y
88	TA Growth	7.65	Equity Malaysia	Malaysia	4		Y
89	Pacific Recovery	7.53	Equity Malaysia	Malaysia	4		Y
90	PRUgrowth	7.43	Equity Malaysia	Malaysia	4		Y
91	Pacific Premier	6.87	Equity Malaysia	Malaysia	4		Y
92	Hong Leong Balanced	6.79	Mixed Asset MYR Balanced	Malaysia	4		Y
93	MAAKL Al-Faid	6.77	Equity Malaysia	Malaysia	4		Y
94	PRUdana al-ilham	6.63	Equity Malaysia	Malaysia	4		Y
95	MAAKL Equity Index	6.52	Equity Malaysia	Malaysia	4		Y
96	RHB Capital	6.43	Equity Malaysia	Malaysia	4		Y
97	RHB Dynamic	5.21	Equity Malaysia	Malaysia	4		Y
98	PRUdana dinamik	4.91	Mixed Asset Other Flexible	Malaysia	4		Y
99	CIMB-Principal Equity 2	4.02	Equity Malaysia	Malaysia	4		Y
100	OSK-UOB KLCI Tracker	2.46	Equity Malaysia	Malaysia	4		Y
101	CIMB-Principal KLCI-Linked	2.28	Equity Malaysia	Malaysia	4		Y
102	Public Focus Select	1.47	Equity Malaysia Sm&Mid Cap	Malaysia	4		N
103	PB Asia Equity	-0.38	Equity Asia Pacific	Far East inc Japan	4		N
104	Apex Dynamic	-2.13	Mixed Asset Other Flexible	Malaysia	4		N
105	Pacific AsiaPac Income	-7.52	Mixed Asset MYR Balanced	Asia (ex-Japan)	4		N
106	Public Far-East Dividend	-11.83	Equity Asia Pacific Ex Japan	Far East exc Japan	4		N
107	Hong Leong Global Lifestyle Balanced	-11.94	Mixed Asset MYR Balanced	Global	4		N/A
108	Pheim Asia Ex-Japan Islamic	-14.04	Equity Asia Pacific Ex Japan	Asia (ex-Japan)	4		N/A
109	Public Global Select	-26.24	Equity Global	Global	4		N
110	PB Euro Pacific Equity	-28.82	Equity Global	Global	4		N
111	HwangDBS Global Infrastructure	-32.1	Equity Global	Global	4		N

LIPPER RATING FOR 3 YEARS CONSISTENT RETURN & EPF (cont)		3Y Return 3Y 6/29/2007 To 6/30/2010		Category	Geographical Focus	Lipper Rating Malaysia Consistent Return 3 Years	EPF
No	Name			Lipper Global			
112	HwangDBS Enhanced Deposit			Money Market MYR	Malaysia	3	Y
113	CIMB-Principal Multi-Maturity Income 1	13.81		Target Maturity	Malaysia	3	N
114	Avenue ASnitaBOND	12.05		Bond MYR	Malaysia	3	Y
115	ASBI Dana AL-Fakhim	11.85		Bond MYR	Malaysia	3	N
116	AmanahRaya Syariah Trust	11.75		Bond MYR	Malaysia	3	N
117	Hong Leong Bond	11.68		Bond MYR	Malaysia	3	Y
118	Pheim Income	10.9		Mixed Asset Other Conservative	Malaysia	3	N
119	CIMB-Principal Strategic Bond	10.55		Bond MYR	Malaysia	3	Y
120	PRUdana wafi	10.04		Bond MYR	Malaysia	3	Y
121	ASBI Dana AL-Falah	9.69		Mixed Asset MYR Balanced	Malaysia	3	N
122	TA Dana Optimix	8.62		Mixed Asset MYR Balanced	Malaysia	3	Y
123	AMB Lifestyle Trust 2014	8.61		Target Maturity	Malaysia	3	Y
124	OSK-UOB Smart Treasure	6.66		Equity Malaysia	Malaysia	3	Y
125	OSK-UOB Equity	6.35		Equity Malaysia	Malaysia	3	Y
126	CIMB Islamic Balanced	6.05		Mixed Asset MYR Balanced	Malaysia	3	Y
127	Public Enhanced Bond	5.95		Mixed Asset Other Conservative	Malaysia	3	Y
128	AmIttikal	5.7		Equity Malaysia	Malaysia	3	Y
129	PB Balanced	5.44		Mixed Asset MYR Balanced	Malaysia	3	Y
130	Public Aggressive Growth	4.83		Equity Malaysia	Malaysia	3	Y
131	FBM KLCI etf	3.23		Equity Malaysia	Malaysia	3	N
132	Public Islamic Equity	3.11		Equity Malaysia	Malaysia	3	N
133	PJB Dana Johor	2.97		Equity Malaysia	Malaysia	3	N
134	CMS Islamic Balanced	2.79		Mixed Asset MYR Balanced	Malaysia	3	Y
135	Public Index	2.43		Equity Malaysia	Malaysia	3	Y
136	AmIslamic Balanced	1.87		Mixed Asset MYR Balanced	Malaysia	3	Y
137	TA High Growth	1.24		Equity Malaysia	Malaysia	3	Y
138	Affin Equity	1.2		Equity Malaysia	Malaysia	3	Y
139	PB Islamic Equity	0.51		Equity Malaysia	Malaysia	3	N
140	Public Islamic Balanced	0.46		Mixed Asset MYR Balanced	Malaysia	3	N
141	RHB Islamic Growth	0.18		Equity Malaysia	Malaysia	3	Y
142	AmIslamic Growth	-0.4		Equity Malaysia	Malaysia	3	Y
143	MAAKL Syariah Index	-0.49		Equity Malaysia	Malaysia	3	Y
144	ASM Premier	-0.86		Equity Malaysia	Malaysia	3	Y
145	Public Ittikal	-1.3		Equity Malaysia	Malaysia	3	Y
146	Avenue EquityEXTRA	-1.45		Equity Malaysia	Malaysia	3	Y
147	Hong Leong Penny Stock	-2.11		Equity Malaysia	Malaysia	3	Y
148	Alliance Tactical Growth	-2.68		Equity Malaysia	Malaysia	3	Y
149	Alliance Vision	-4.17		Equity Malaysia Sm&Mid Cap	Malaysia	3	Y
150	MAAKL-CM Flexi	-5.94		Mixed Asset Other Flexible	Malaysia	3	N
151	Hong Leong Strategic	-8.71		Mixed Asset Other Flexible	Malaysia	3	Y
152	Public Asia Ittikal	-9.41		Equity Asia Pacific	Asia Pacific	3	N
153	OSK-UOB Golden Dragon	-10.64		Mixed Asset Other Flexible	Greater China	3	N
154	OSK-UOB Global Allocation	-12.24		Mixed Asset MYR Balanced	Global	3	N
155	AmCumulative Growth	-15.61		Equity Asia Pacific Ex Japan	Far East exc Japan	3	N
156	Hong Leong Asia-Pacific Dividend	-16.04		Equity Asia Pacific Ex Japan	Asia (ex-Japan)	3	N
157	PRUasia pacific equity	-16.69		Equity Asia Pacific Ex Japan	Asia (ex-Japan)	3	Y
158	RHB Global Fortune	-31.18		Equity Global	Global	3	N
159	AmOasis Global Islamic Equity	-33.15		Equity Global	Global	3	N
160	HwangDBS Global Opportunities	-37.14		Equity Global	Global	3	N
161	RHB Global Themes	-40.8		Equity Global	Global	3	N
162	PRUinstitutional income			Money Market MYR	Malaysia	2	N
163	RHB GoldenLife 2030	18.11		Target Maturity	Malaysia	2	Y
164	OSK-UOB Growth & Income Focus	13.26		Mixed Asset MYR Balanced	Malaysia	2	Y
165	Avenue BondEXTRA	11.32		Bond MYR	Malaysia	2	Y
166	PRUasia select income	10.72		Mixed Asset Other Conservative	Asia (ex-Japan)	2	N
167	MAAKL Al-Fauzan	10.45		Equity Malaysia	Malaysia	2	N
168	Alliance Moneyplus	9.98		Bond MYR	Malaysia	2	Y
169	PRUdana al-islam	9.86		Mixed Asset MYR Balanced	Malaysia	2	Y
170	CIMB-Principal Institutional Bond 2	9.27		Bond MYR	Malaysia	2	N
171	MAAKL Bond	9.22		Bond MYR	Malaysia	2	Y
172	ABF Malaysia Bond Index	9.08		Bond MYR	Malaysia	2	N
173	Public Islamic Enhanced Bond	8.98		Bond MYR	Malaysia	2	N
174	CIMB Islamic Sukuk	8.98		Bond MYR	Malaysia	2	N/A
175	Pacific Dana Murni	8.82		Bond MYR	Malaysia	2	Y
176	ING OA Inv- ING Bon Islam	8.24		Bond MYR	Malaysia	2	N
177	ASM Dana Al-Aiman	8.07		Equity Malaysia	Malaysia	2	Y
178	ING OA Inv- ING Income Plus	8.02		Bond MYR	Malaysia	2	N
179	OSK-UOB Emerging Opportunity	6.75		Equity Malaysia Sm&Mid Cap	Malaysia	2	Y
180	AmConservative	4.66		Mixed Asset Other Conservative	Malaysia	2	Y
181	PRUsmall cap	3.17		Equity Malaysia Sm&Mid Cap	Malaysia	2	Y
182	CIMB-Principal Equity Aggressive 1	2.1		Equity Malaysia	Malaysia	2	Y
183	Avenue DividendEXTRA	1.98		Equity Malaysia	Malaysia	2	Y
184	ASM First Public	1.94		Equity Malaysia	Malaysia	2	Y
185	CIMB-Principal Small Cap	1.86		Equity Malaysia Sm&Mid Cap	Malaysia	2	Y
186	Dana Makmur Pheim	1.81		Mixed Asset MYR Balanced	Malaysia	2	N
187	AmBalanced	1.76		Mixed Asset MYR Balanced	Malaysia	2	Y
188	BIMB i Growth Al-Mubin	0.96		Equity Malaysia	Malaysia	2	N
189	Dana Islamiyah Affin	0.85		Mixed Asset MYR Balanced	Malaysia	2	Y
190	Alliance First	0.14		Mixed Asset MYR Balanced	Malaysia	2	Y
191	HwangDBS IM Guaranteed	0.1		Guaranteed	Malaysia	2	Y
192	AmTotal Return	-0.31		Equity Malaysia	Malaysia	2	Y
193	Alliance Dana Adib	-0.89		Equity Malaysia	Malaysia	2	N
194	ASM Index	-1.18		Equity Malaysia	Malaysia	2	Y
195	CIMB-Principal Equity Aggressive 3	-1.37		Equity Malaysia	Malaysia	2	Y
196	CIMB Islamic Balanced Growth	-1.71		Mixed Asset MYR Balanced	Malaysia	2	Y
197	AMB Balanced Trust	-2.47		Mixed Asset MYR Balanced	Malaysia	2	Y
198	RHB Malaysia DIVA	-3.68		Equity Malaysia	Malaysia	2	Y
199	ING OA Inv- ING Blue Chip	-4.15		Equity Malaysia	Malaysia	2	N
200	Alliance Optimal Income	-4.34		Equity Malaysia	Malaysia	2	Y
201	PRUequity income	-4.51		Equity Malaysia	Malaysia	2	Y
202	Hong Leong Dana Makmur	-4.69		Equity Malaysia	Malaysia	2	Y
203	AMB SmallCap Trust	-5.71		Equity Malaysia Sm&Mid Cap	Malaysia	2	Y
204	TA Comet	-5.79		Equity Malaysia	Malaysia	2	Y
205	Pacific Focus18	-6.53		Equity Malaysia	Malaysia	2	Y
206	AMB Dana Yakim	-6.85		Equity Malaysia	Malaysia	2	Y
207	AMB Unit Trust	-6.9		Equity Malaysia	Malaysia	2	N/A
208	Hong Leong Blue Chip	-7.61		Equity Malaysia	Malaysia	2	Y
209	Public Industry	-8.56		Equity Malaysia	Malaysia	2	Y
210	PRUdynamic	-8.81		Mixed Asset Other Flexible	Malaysia	2	Y
211	ASM KMB Dana Pertumbuhan	-9.52		Equity Malaysia	Malaysia	2	Y
212	PB Islamic Asia Equity	-13.06		Equity Asia Pacific	Asia Pacific	2	N
213	MAAKL Eagle	-13.84		Mixed Asset Other Flexible	Malaysia	2	N
214	Public Global Balanced	-16.76		Mixed Asset MYR Balanced	Global	2	N
215	Pheim Asia Ex-Japan	-16.94		Equity Asia Pacific Ex Japan	Asia (ex-Japan)	2	N
216	CMS Asia Pacific Oriental	-22.81		Mixed Asset MYR Balanced	Asia Pacific	2	N
217	CIMB-Principal Global Titans	-29.52		Equity Global	Global	2	Y
218	OSK-UOB Global Equity Yield	-38.65		Equity Global	Global	2	N
219	CIMB-Principal Global Growth	-40.26		Equity Global	Global	2	N
220	ING Global Dividend	-40.75		Equity Global	Global	2	N

**LIPPER RATING FOR 3 YEARS CONSISTENT RETURN & EPF (cont)**

No	Name	3Y Return 3Y 6/29/2007 To 6/30/2010	Category Lipper Global	Geographical Focus	Lipper Rating Malaysia Consistent Return 3 Years	EPF
221	AMB Lifestyle Trust Today	11.74	Target Maturity	Malaysia	1	Y
222	CIMB Islamic Enhanced Sukuk	9.7	Bond MYR	Malaysia	1	Y
223	AMB Dana Arif	8.47	Bond MYR	Malaysia	1	Y
224	Affin Capital	8.39	Bond MYR	Malaysia	1	Y
225	OSK-UOB Income	5.66	Bond MYR	Malaysia	1	Y
226	MIDF Amanah Bond	5.28	Bond MYR	Malaysia	1	Y
227	KSC Optimus	4.31	Bond MYR	Malaysia	1	N
228	Avenue IncomeEXTRA	2.94	Bond MYR	Malaysia	1	Y
229	ASBI Dana AL-Munsif	1.91	Mixed Asset MYR Balanced	Malaysia	1	N
230	ING OA Inv- ING Managed Growth	0.02	Mixed Asset MYR Balanced	Malaysia	1	N
231	Kumpulan Modal Bumiputra Pahang	-0.18	Mixed Asset MYR Balanced	Malaysia	1	N
232	PRUbond	-1.4	Bond MYR	Malaysia	1	Y
233	CIMB-Principal Balanced	-2.64	Mixed Asset MYR Balanced	Malaysia	1	Y
234	HwangDBS Select Opportunity	-2.73	Equity Malaysia	Malaysia	1	Y
235	CIMB Islamic Equity Aggressive	-4.28	Equity Malaysia	Malaysia	1	Y
236	PRUenhanced income	-4.56	Mixed Asset Other Conservative	Malaysia	1	N
237	Hong Leong Dividend	-5.51	Equity Malaysia	Malaysia	1	Y
238	CMS Balanced	-5.62	Mixed Asset MYR Balanced	Malaysia	1	Y
239	OSK-UOB Muhibbah Income	-6.29	Mixed Asset MYR Balanced	Malaysia	1	N
240	ASM Dana Bestari	-6.55	Equity Malaysia	Malaysia	1	Y
241	TA Small Cap	-6.68	Equity Malaysia Sm&Mid Cap	Malaysia	1	Y
242	ING OA Inv- ING Shariah Balanced	-6.71	Mixed Asset MYR Balanced	Malaysia	1	N
243	Amanah Saham Darul Iman	-6.93	Equity Malaysia	Malaysia	1	N
244	Hong Leong Global Resources Income	-7.7	Mixed Asset MYR Balanced	Global	1	N
245	Avenue VersatileEXTRA	-7.92	Mixed Asset MYR Balanced	Malaysia	1	Y
246	Apex Malaysia Growth	-8.28	Equity Malaysia	Malaysia	1	Y
247	RHB Bond	-8.36	Bond MYR	Malaysia	1	Y
248	ASM Balanced	-8.89	Mixed Asset MYR Balanced	Malaysia	1	Y
249	Amanah Saham Bank Simpanan Nasional	-9.21	Equity Malaysia	Malaysia	1	Y
250	Amanah Saham Wanita	-9.67	Equity Malaysia	Malaysia	1	Y
251	OSK-UOB Dana Islam	-9.68	Equity Malaysia	Malaysia	1	Y
252	MIDF Amanah Strategic	-10.03	Equity Malaysia Sm&Mid Cap	Malaysia	1	Y
253	Pheim Emerging Companies Balanced	-10.6	Mixed Asset MYR Balanced	Malaysia	1	N
254	ASM KMBY Kesebelas	-10.83	Equity Malaysia	Malaysia	1	Y
255	MIDF Amanah Dynamic	-11.27	Equity Malaysia	Malaysia	1	Y
256	ING OA Inv- ING Ekuiti Islam	-12.1	Equity Malaysia	Malaysia	1	N
257	Hong Leong Growth	-12.34	Equity Malaysia	Malaysia	1	Y
258	ING OA Inv- ING Diversified	-12.65	Mixed Asset MYR Balanced	Malaysia	1	N
259	CMS Islamic	-13.63	Equity Malaysia	Malaysia	1	Y
260	Amanah Saham Kedah	-13.71	Equity Malaysia	Malaysia	1	N
261	MIDF Amanah Growth	-14.41	Equity Malaysia	Malaysia	1	Y
262	ING OA Inv- ING Tactical	-14.91	Equity Malaysia	Malaysia	1	N
263	ASM Amanah Saham Pekerja TNB	-16.1	Equity Malaysia	Malaysia	1	Y
264	MIDF Amanah Islamic Bond	-16.27	Bond MYR	Malaysia	1	Y
265	TA Global Asset Allocator	-16.59	Mixed Asset Other Flexible	Global	1	N
266	KSC Value	-17.21	Equity Malaysia	Malaysia	1	N
267	CIMB-Principal Global Asset Spectra	-17.25	Mixed Asset Other Flexible	Global	1	N
268	Avenue SyariahEXTRA	-17.79	Mixed Asset MYR Balanced	Malaysia	1	Y
269	OSK-UOB Small Cap Opportunity	-17.83	Equity Malaysia Sm&Mid Cap	Malaysia	1	Y
270	MIDF Amanah Islamic	-18.56	Equity Malaysia	Malaysia	1	Y
271	AMB Income Trust	-18.75	Bond MYR	Malaysia	1	Y
272	ASM Dana Mutiara	-21.22	Equity Malaysia	Malaysia	1	Y
273	MAAKL Pacific	-21.3	Equity Asia Pacific Ex Japan	Asia (ex-Japan)	1	Y
274	AMB Enhanced Bond Trust	-23.66	Bond MYR	Malaysia	1	N
275	RHB Dividend Valued Equity	-24.38	Equity Asia Pacific Ex Japan	Asia (ex-Japan)	1	Y
276	CIMB-Principal Emerging Asia	-25.49	Equity Asia Pacific Ex Japan	Asia (ex-Japan)	1	N/A
277	ING OA Inv- ING Growth Opportunities	-26.28	Equity Malaysia Sm&Mid Cap	Malaysia	1	N
278	CIMB-Principal Global Balanced	-28.19	Mixed Asset MYR Balanced	Global	1	N
279	PRUglobal basics	-29.33	Equity Global	Global	1	N
280	CMS Premier	-31.3	Equity Malaysia	Malaysia	1	Y
281	HwangDBS Indochina	-33.84	Mixed Asset Other Flexible	ASEAN	1	N
282	ASM Syariah Aggressive	-34.16	Equity Malaysia	Malaysia	1	Y
283	OSK-UOB Asia Pacific	-35.48	Equity Asia Pacific	Asia Pacific	1	N
284	AmGlobal Enhanced Equity Yield	-40.8	Equity Global	Global	1	N
285	PRUglobal leaders	-42.58	Equity Global	Global	1	N
286	OSK-UOB Global New Stars	-48.86	Equity Global	Global	1	N
287	PRUglobal equity blend	-51.24	Equity Global	Global	1	N

Source: Lipper Hindsight & Bloomberg

**TOP TEN (10) 1-MONTH OUT PERFORMERS IN JUNE 2010**

Rank	UTMCs	Funds	Lipper Global category	Launch Date	1M (%)
1	Capital Dynamics Asset Management Sdn Bhd	icapital.biz Berhad	Mixed Asset Other Flexible	19-Oct-05	5.31
2	Amanah Mutual Berhad	AMB Income Trust	Bond MYR	19-Jun-96	4.74
3	ING Funds Berhad	ING Global Emerging Markets Debt	Bond Emerging Markets Global	22-Jul-08	4.73
4	Public Mutual Berhad	Public Islamic Select Treasures	Equity Malaysia	26-Feb-08	4.56
5	AmARA REIT Managers Sdn Bhd	AmFIRST REIT	Real Estate Other	20-Dec-06	4.46
6	GLM REIT Management Sdn Berhad	Tower Real Estate Investment Trust	Real Estate Other	12-Apr-06	4.39
7	Kenanga Fund Management Berhad	Kenanga Syariah Growth	Equity Malaysia	29-Jan-02	4.35
8	Atrium REIT Managers Sdn Bhd	Atrium REIT	Real Estate Other	26-Mar-07	4.35
9	Damansara REIT Managers Sdn Bhd	Al-'Aqar KPJ REIT	Real Estate Other	28-Jun-06	4.22
10	Pelaburan Johor Berhad	PJB Dana Johor	Equity Malaysia	19-Apr-95	4.14

**TOP TEN (10) 1-YEAR OUT PERFORMERS IN JUNE 2010**

Rank	UTMCs	Funds	Lipper Global category	Launch Date	1Y (%)
1	Phillip Mutual Berhad	Phillip Master Equity Growth	Equity Malaysia	18-Jun-03	67.40
2	Atrium REIT Managers Sdn Bhd	Atrium REIT	Real Estate Other	26-Mar-07	58.21
3	Hektar Asset Management Sdn Bhd	Hektar Real Estate Investment Trust	Real Estate Other	4-Dec-06	50.97
4	Axis Reit Managers Berhad	Axis Real Estate Investment Trust	Real Estate Other	3-Aug-05	45.85
5	AmARA REIT Managers Sdn Bhd	AmFIRST REIT	Real Estate Other	20-Dec-06	43.48
6	Public Mutual Berhad	Public SmallCap	Equity Malaysia Sm&Mid Cap	13-Jun-00	39.10
7	Hong Leong Asset Management Berhad	Hong Leong Consumer Products Sector	Equity Sector Cyc Goods & Svs	29-Aug-00	34.76
8	Inter-Pacific Asset Management Sdn. Bhd	InterPac Dynamic Equity	Equity Malaysia	25-Jul-07	33.77
9	AmanahRaya Investment Management Sdn Bhd	AmanahRaya REIT	Real Estate Other	26-Feb-07	33.42
10	MAAKL Mutual Berhad	MAAKL Value	Equity Malaysia	28-Jun-95	33.02

**TOP TEN (10) 3-YEAR OUT PERFORMERS IN JUNE 2010**

Rank	UTMCs	Funds	Lipper Global category	Launch Date	3Y (%)
1	Atrium REIT Managers Sdn Bhd	Atrium REIT	Real Estate Other	26-Mar-07	82.74
2	AmARA REIT Managers Sdn Bhd	AmFIRST REIT	Real Estate Other	20-Dec-06	66.74
3	Damansara REIT Managers Sdn Bhd	Al-'Aqar KPJ REIT	Real Estate Other	28-Jun-06	50.89
4	Boustead REIT Managers Sdn Bhd	AI-Hadharah Boustead REIT	Real Estate Other	8-Feb-07	47.81
5	UOA Asset Management Sdn Bhd	UOA Real Estate Investment Trust	Real Estate Other	30-Dec-05	41.35
6	Saham Sabah Berhad	Saham Amanah Sabah	Equity Malaysia	1-Dec-94	40.89
7	Amanah Mutual Berhad	AMB Value Trust	Equity Malaysia	7-Jan-03	39.89
8	GLM REIT Management Sdn Berhad	Tower Real Estate Investment Trust	Real Estate Other	12-Apr-06	39.79
9	Public Mutual Berhad	Public SmallCap	Equity Malaysia Sm&Mid Cap	13-Jun-00	38.99
10	Hektar Asset Management Sdn Bhd	Hektar Real Estate Investment Trust	Real Estate Other	4-Dec-06	33.04

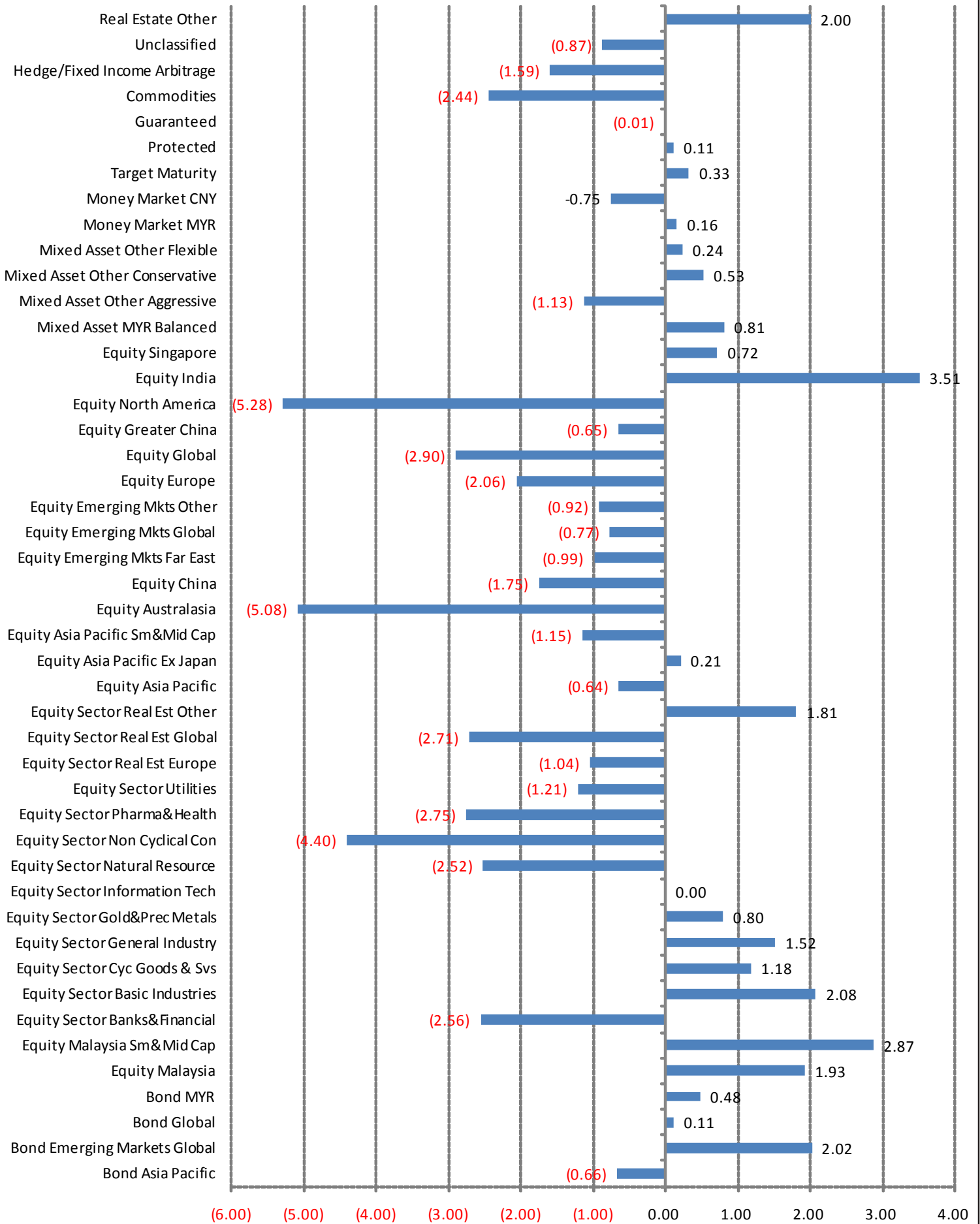
Source: Lipper

**DIVIDEND PAYOUT DURING THE MONTH OF JUNE 2010**

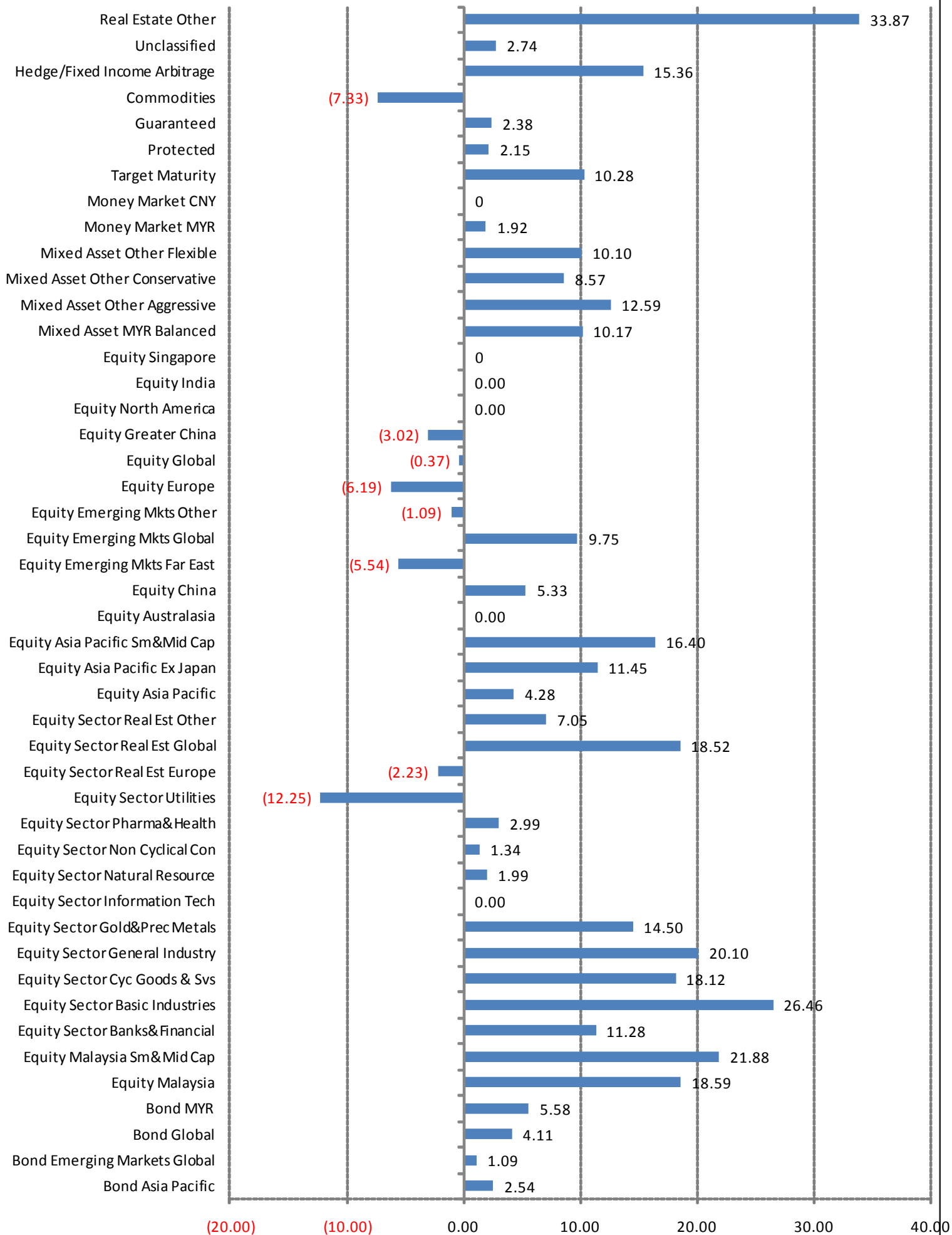
No	UTMC	Fund	Lipper category	Event date	Div	Ex-D NAV	Div. yield	# of Div/Yr
					(RM)	(RM)	(%)	
1	Public Mutual Berhad	Public Dividend Select	Equity Malaysia	1-Jun-10	0.0300	0.2515	11.9	1
2	Public Mutual Berhad	Public Itikal	Equity Malaysia	1-Jun-10	0.0800	0.7956	10.1	1
3	Public Mutual Berhad	Public Balanced	Mixed Asset MYR Balanced	1-Jun-10	0.0700	0.7129	9.8	1
4	TA Investment Management Berhad	TA Growth	Equity Malaysia	30-Jun-10	0.0500	0.5094	9.8	1
5	HWANGDBS Investment Management Berhad	HwangDBS Select Balanced	Mixed Asset MYR Balanced	22-Jun-10	0.0500	0.5261	9.5	1
6	Pacific Mutual Fund Berhad	Pacific Recovery	Equity Malaysia	30-Jun-10	0.0400	0.5144	7.8	1
7	Pacific Mutual Fund Berhad	Pacific Millennium	Equity Malaysia	30-Jun-10	0.0450	0.5851	7.7	1
8	Public Mutual Berhad	Public Regional Sector	Equity Asia Pacific	1-Jun-10	0.0175	0.2316	7.6	1
9	Affin Fund Management Berhad	Affin Islamic Equity	Equity Malaysia	30-Jun-10	0.0290	0.3865	7.5	1
10	Prudential Fund Management Berhad	PRUdana al-ilham	Equity Malaysia	1-Jun-10	0.0650	0.9049	7.2	1
11	Public Mutual Berhad	Public China Titans	Equity Greater China	1-Jun-10	0.0150	0.2188	6.9	1
12	Public Mutual Berhad	Public Far-East Select	Equity Asia Pacific	1-Jun-10	0.0175	0.2603	6.7	1
13	Public Mutual Berhad	PB ASEAN Dividend	Equity Asia Pacific Ex Japan	1-Jun-10	0.0150	0.2293	6.5	1
14	Amanah Saham Nasional Berhad	Amanah Saham Didik	Equity Malaysia	30-Jun-10	0.0635	1.0000	6.4	1
15	MAAKL Mutual Berhad	MAAKL Al-Umran	Mixed Asset MYR Balanced	1-Jun-10	0.0175	0.2814	6.2	1
16	Public Mutual Berhad	Public Islamic Equity	Equity Malaysia	1-Jun-10	0.0175	0.2918	6.0	1
17	Prudential Fund Management Berhad	PRUasia pacific equity	Equity Asia Pacific Ex Japan	1-Jun-10	0.0260	0.4601	5.7	1
18	Pacific Mutual Fund Berhad	Pacific Select Balance	Mixed Asset MYR Balanced	30-Jun-10	0.0300	0.5467	5.5	1
19	Amanah Saham Nasional Berhad	Amanah Saham Nasional 2	Equity Malaysia	30-Jun-10	0.0520	1.0267	5.1	1
20	ASM Investment Services Berhad	ASM Dana Mutiara	Equity Malaysia	15-Jun-10	0.0176	0.3590	4.9	1
21	Public Mutual Berhad	Public Islamic Select Treasures	Equity Malaysia	1-Jun-10	0.0125	0.2568	4.9	1
22	Public Mutual Berhad	Public Select Bond	Bond MYR	1-Jun-10	0.0450	1.0116	4.4	1
23	Alliance Investment Management Berhad	Alliance Moneyplus	Bond MYR	30-Jun-10	0.0200	0.4969	4.0	1
24	Pacific Mutual Fund Berhad	Pacific Select Income	Mixed Asset Other Conserva	30-Jun-10	0.0200	0.5112	3.9	1
25	Areca Capital Sdn Bhd	Areca enhancedINCOME	Bond MYR	28-Jun-10	0.0154	0.5050	3.0	1
26	Affin Fund Management Berhad	Dana Islamiyah Affin	Mixed Asset MYR Balanced	30-Jun-10	0.0106	0.3915	2.7	1
27	Areca Capital Sdn Bhd	Areca Steady fixedINCOME	Bond MYR	28-Jun-10	0.0260	1.0197	2.5	1
28	Areca Capital Sdn Bhd	Areca Income Trust	Bond MYR	28-Jun-10	0.0103	0.5050	2.0	2
29	ASM Investment Services Berhad	ASM Syariah Money Market	Money Market MYR	15-Jun-10	0.0085	0.5148	1.7	1
30	Pacific Mutual Fund Berhad	Pacific SELECT Bond	Bond MYR	30-Jun-10	0.0120	1.0144	1.2	4
31	HWANGDBS Investment Management Berhad	HwangDBS Select Income	Mixed Asset Other Conserva	22-Jun-10	0.0050	0.5662	0.9	2
32	Areca Capital Sdn Bhd	Areca Money Trust	Money Market MYR	28-Jun-10	0.0035	0.5077	0.7	2
33	Avenue Invest Berhad	Avenue MoneyEXTRA	Money Market MYR	25-Jun-10	0.0036	0.5350	0.7	4
34	CIMB-Principal Asset Management Berhad	CIMB-Principal Money Market In	Money Market MYR	30-Jun-10	0.0060	1.0155	0.6	4
35	Inter-Pacific Asset Management Sdn. Bhd	InterPac Cash	Money Market MYR	30-Jun-10	0.0027	0.5000	0.5	4
36	Pacific Mutual Fund Berhad	Pacific Cash	Money Market MYR	30-Jun-10	0.0025	0.5035	0.5	4
37	Avenue Invest Berhad	Avenue Liquidity	Money Market MYR	25-Jun-10	0.0019	0.5036	0.4	4
38	CIMB-Principal Asset Management Berhad	CIMB-Principal China Recovery	Unclassified	16-Jun-10	0.0013	0.4634	0.3	1
39	Public Mutual Berhad	PB Islamic Cash Plus	Money Market MYR	1-Jun-10	0.0015	1.0013	0.1	7

Source: Lipper

FUND PERFORMANCE FOR 1 MONTH (%) RETURN (5/31/2010 - 6/30/2010)



FUND PERFORMANCE FOR 1 YEAR (%) RETURN (6/30/09 - 6/30/10)



FUND PERFORMANCE FOR 3 YEAR (%) RETURN (6/30/07 - 6/30/10)





**PERFORMANCE OF THE TOP 3 FUNDS IN EACH CATEGORY (JUNE 2010) CON'T**

Lipper Global Classification (45)	Return Performance (%)																	
	1M			3M			6M			1Y			3Y			5Y		
	5/31/2010 to 6/30/2010			3/31/2010 to 6/30/2010			12/31/2009 to 6/30/2010			6/30/2009 to 6/30/2010			6/29/2007 to 6/30/2010			6/30/2005 to 6/30/2010		
	Rnk	Fund	Rtn	Rnk	Fund	Rtn	Rnk	Fund	Rtn	Rnk	Fund	Rtn	Rnk	Fund	Rtn	Rnk	Fund	Rtn
Equity Sector Cyc Goods & Svs (4)	1	Hong Leong Consumer Pro	3.87	1	Hong Leong Consumer Pro	4.35	1	Hong Leong Consumer Pro	10.99	1	Hong Leong Consumer Pro	34.76	1	Hong Leong Consumer Pro	32.95	1	Hong Leong Consumer Pro	85.18
	2	Hong Leong Trading/Service	0.97	2	Hong Leong Trading/Service	-1.09	2	Hong Leong Trading/Service	3.06	2	Public Far-East Consumer	16.32	2	Hong Leong Trading/Service	-9.44	2	Hong Leong Trading/Service	14.63
	3	Avenue Consumer and Le	-0.04	3	Avenue Consumer and Le	-2.33	3	Avenue Consumer and Le	-3.10	3	Avenue Consumer and Le	12.48	3			3		
Equity Sector General Industry (1)	1	Hong Leong Industrial and	1.52	1	Hong Leong Industrial and	-1.96	1	Hong Leong Industrial and	9.08	1	Hong Leong Industrial and	20.1	1	Hong Leong Industrial and	4.23	1	Hong Leong Industrial and	85.86
	2	N/A	N/A	2	N/A	N/A	2	N/A	N/A	2	N/A	N/A	2	N/A	N/A	2	N/A	N/A
	3	N/A	N/A	3	N/A	N/A	3	N/A	N/A	3	N/A	N/A	3	N/A	N/A	3	N/A	N/A
Equity Sector Gold&Prec Metals (2)	1	AmPrecious Metals	1.75	1	AmPrecious Metals	9.56	1	AmPrecious Metals	1.87	1	AmPrecious Metals	14.50	1	N/A	N/A	1	N/A	N/A
	2	OSK-UOB Gold and Gener	-0.16	2	OSK-UOB Gold and Gener	2.57	2	OSK-UOB Gold and Gener	-2.66	2	N/A	N/A	2	N/A	N/A	2	N/A	N/A
	3	N/A	N/A	3	N/A	N/A	3	N/A	N/A	3	N/A	N/A	3	N/A	N/A	3	N/A	N/A
Equity Sector Natural Resource (3)	1	OSK-UOB Resources	-1.15	1	OSK-UOB Resources	-7.72	1	OSK-UOB Resources	-8.90	1	OSK-UOB Resources	10.73	1	OSK-UOB Resources	6.79	1	N/A	N/A
	2	Manulife Investment - Glob	-2.21	2	Manulife Investment - Glob	-9.19	2	Public Natural Resources E	-12.47	2	Public Natural Resources E	-6.76	2	N/A	N/A	2	N/A	N/A
	3	Public Natural Resources E	-4.19	3	Public Natural Resources E	-12.10	3	N/A	N/A	3	N/A	N/A	3	N/A	N/A	3	N/A	N/A
Equity Sector Non Cyclical Con (1)	1	AmGlobal Agribusiness	-4.40	1	AmGlobal Agribusiness	-15.69	1	AmGlobal Agribusiness	-16.31	1	AmGlobal Agribusiness	1.34	1	AmGlobal Agribusiness	-26.84	1	N/A	N/A
	2	N/A	N/A	2	N/A	N/A	2	N/A	N/A	2	N/A	N/A	2	N/A	N/A	2	N/A	N/A
	3	N/A	N/A	3	N/A	N/A	3	N/A	N/A	3	N/A	N/A	3	N/A	N/A	3	N/A	N/A
Equity Sector Pharma&Health (1)	1	Hong Leong Global Health	-2.75	1	Hong Leong Global Health	-10.44	1	Hong Leong Global Health	-10.57	1	Hong Leong Global Health	2.99	1	Hong Leong Global Health	-15.11	1	N/A	N/A
	2	N/A	N/A	2	N/A	N/A	2	N/A	N/A	2	N/A	N/A	2	N/A	N/A	2	N/A	N/A
	3	N/A	N/A	3	N/A	N/A	3	N/A	N/A	3	N/A	N/A	3	N/A	N/A	3	N/A	N/A
Equity Sector Real Est Europe (1)	1	AmPan European Property	-1.04	1	AmPan European Property	-16.33	1	AmPan European Property	-21.44	1	AmPan European Property	-2.23	1	AmPan European Property	-62.63	1	N/A	N/A
	2	N/A	N/A	2	N/A	N/A	2	N/A	N/A	2	N/A	N/A	2	N/A	N/A	2	N/A	N/A
	3	N/A	N/A	3	N/A	N/A	3	N/A	N/A	3	N/A	N/A	3	N/A	N/A	3	N/A	N/A
Equity Sector Real Est Global (4)	1	ING Global Real Estate	-2.16	1	AmGlobal Property Equities	-6.35	1	AmGlobal Property Equities	-2.67	1	AmGlobal Property Equities	28.06	1	AmGlobal Property Equities	-35.90	1	N/A	N/A
	2	AmGlobal Property Equities	-2.30	2	ING Global Real Estate	-8.20	2	Alliance Global Diversified	-9.47	2	Hw angDBS Global Propert	20.22	2	ING Global Real Estate	-36.61	2	N/A	N/A
	3	Alliance Global Diversified	-2.65	3	Hw angDBS Global Propert	-8.87	3	Hw angDBS Global Propert	-9.83	3	Alliance Global Diversified	15.28	3	Hw angDBS Global Propert	-41.68	3	N/A	N/A
Equity Sector Real Est Other (4)	1	OSK-UOB Asian Real Esta	2.54	1	MAAKL Asia-Pacific RET	-0.27	1	MAAKL Asia-Pacific RET	1.28	1	MAAKL Asia-Pacific RET	30.72	1	MAAKL Asia-Pacific RET	-6.81	1	N/A	N/A
	2	Public Far-East Property &	2.48	2	Public Far-East Property &	-5.41	2	AmAsia-Pacific Property E	-8.88	2	Public Far-East Property &	2.85	2	AmAsia-Pacific Property E	-31.90	2	N/A	N/A
	3	MAAKL Asia-Pacific RET	1.84	3	AmAsia-Pacific Property E	-7.60	3	Public Far-East Property &	-9.96	3	AmAsia-Pacific Property E	-0.19	3	N/A	N/A	3	N/A	N/A
Equity Sector Utilities (1)	1	TA Global Utilities	-1.21	1	TA Global Utilities	-10.86	1	TA Global Utilities	-20.49	1	TA Global Utilities	-12.25	1	N/A	N/A	1	N/A	N/A
	2	N/A	N/A	2	N/A	N/A	2	N/A	N/A	2	N/A	N/A	2	N/A	N/A	2	N/A	N/A
	3	N/A	N/A	3	N/A	N/A	3	N/A	N/A	3	N/A	N/A	3	N/A	N/A	3	N/A	N/A
Guaranteed (2)	1	CMB-Principal Returns Gu	0.16	1	CMB-Principal Returns Gu	0.68	1	CMB-Principal Returns Gu	0.97	1	Hw angDBS IM Guaranteed	2.74	1	CMB-Principal Returns Gu	10.43	1	N/A	N/A
	2	Hw angDBS IM Guaranteed	-0.18	2	Hw angDBS IM Guaranteed	-0.68	2	Hw angDBS IM Guaranteed	-1.05	2	CMB-Principal Returns Gu	2.01	2	Hw angDBS IM Guaranteed	0.10	2	N/A	N/A
	3	N/A	N/A	3	N/A	N/A	3	N/A	N/A	3	N/A	N/A	3	N/A	N/A	3	N/A	N/A
Hedge/Other Hedge (1)	1	Hong Leong Fixed Income	-1.59	1	Hong Leong Fixed Income	-1.11	1	Hong Leong Fixed Income	2.76	1	Hong Leong Fixed Income	15.36	1	N/A	N/A	1	N/A	N/A
	2	N/A	N/A	2	N/A	N/A	2	N/A	N/A	2	N/A	N/A	2	N/A	N/A	2	N/A	N/A
	3	N/A	N/A	3	N/A	N/A	3	N/A	N/A	3	N/A	N/A	3	N/A	N/A	3	N/A	N/A
M.A MYR Balanced (62)	1	MAAKL Balanced	3.10	1	ASBI Dana AL-Munsiif	0.85	1	Alliance Dana A lif	5.93	1	CMB-Principal Balanced	22.91	1	OSK-UOB KidSave	20.63	1	OSK-UOB Growth & Incom	127.73
	2	RHB Mudharabah	2.86	2	PRUdana al-Islah	0.70	2	Hong Leong Balanced	4.95	2	CMB-Principal Balanced In	21.58	2	Hw angDBS Select Balance	18.39	2	OSK-UOB Smart Balanced	110.85
	3	ASM Balanced	2.68	3	Public Balanced	0.58	3	Hw angDBS Select Balance	4.75	3	Hong Leong Dana Maa'rof	20.86	3	MAAKL Al-Umran	18.20	3	Apex Dana Al-Faiz-i	90.06
M.A Other Aggressive (3)	1	Amanah Saham Gemilang	1.87	1	Amanah Saham Gemilang	0.34	1	Amanah Saham Gemilang	4.28	1	Amanah Saham Gemilang	18.11	1	Amanah Saham Gemilang	10.16	1	Amanah Saham Gemilang	45.14
	2	Alliance Advantage Gem T	-1.12	2	Alliance Advantage Gem T	-6.26	2	Alliance Advantage Gem T	-8.38	2	Alliance Advantage Gem T	7.07	2	N/A	N/A	2	N/A	N/A
	3	Hw angDBS Absolute Retu	-4.14	3	Hw angDBS Absolute Retu	-9.80	3	Hw angDBS Absolute Retu	-12.81	3	N/A	N/A	3	N/A	N/A	3	N/A	N/A
M.A Other Conservative (13)	1	Amanah Saham Gemilang	1.76	1	OSK-UOB Smart Income	1.55	1	OSK-UOB Smart Income	5.35	1	Amanah Saham Gemilang	17.08	1	Hw angDBS Select Income	15.21	1	Pacific Income	50.46
	2	Amanah Saham Gemilang	1.57	2	AmConservative	0.77	2	Amanah Saham Gemilang	4.30	2	Amanah Saham Gemilang	15.34	2	Amanah Saham Gemilang	14.63	2	OSK-UOB Smart Income	45.19
	3	AmConservative	1.11	3	Amanah Saham Gemilang	0.46	3	Amanah Saham Gemilang	4.09	3	Hw angDBS Select Income	14.08	3	Pacific Income	14.61	3	Hw angDBS Select Income	45.14
M.A Other Flexible (26)	1	icapital.biz Berhad	5.31	1	icapital.biz Berhad	1.40	1	icapital.biz Berhad	9.55	1	MAAKL-HDBS Flexi	28.97	1	icapital.biz Berhad	30.55	1	Avenue TacticalEXTRA	85.61
	2	MAAKL-CM Flexi	3.29	2	Pacific Dynamic Trader	1.13	2	MAAKL-HDBS Flexi	6.26	2	MAAKL-CM Flexi	27.19	2	PRUdana dinamik	4.91	2	Hong Leong Strategic	63.80
	3	MAAKL-CM Shariah Flexi	2.77	3	OSK-UOB Thematic Growt	0.73	3	OSK-UOB Thematic Growt	5.34	3	Hong Leong Strategic	23.16	3	Avenue TacticalEXTRA	4.47	3	PRUdana dinamik	53.85
Money Market MYR (67)	1	CMB Islamic Money Marke	0.33	1	Avenue Dana Safa	0.93	1	Avenue Dana Safa	1.74	1	AmIncome Plus	3.39	1	AmIncome Plus	10.84	1	AmIncome Plus	20.12
	2	CMB Islamic Deposit	0.32	2	AmIncome Plus	0.89	2	Avenue MoneyEXTRA	1.56	2	Avenue MoneyEXTRA	3.24	2	Avenue MoneyEXTRA	10.59	2	Avenue MoneyEXTRA	18.39
	3	Avenue Dana Safa	0.28	3	Avenue MoneyEXTRA	0.80	3	AmIncome Plus	1.54	3	KAF Money Market	3.00	3	OSK-UOB Money Market	10.39	3	CMB-Principal Money Mark	16.52
Money Market CNY (1)	1	OSK-UOB Flexifund Money	-0.75	1	N/A	N/A	1	N/A	N/A	1	N/A	N/A	1	N/A	N/A	1	N/A	N/A
	2	N/A	N/A	2	N/A	N/A	2	N/A	N/A	2	N/A	N/A	2	N/A	N/A	2	N/A	N/A
	3	N/A	N/A	3	N/A	N/A	3	N/A	N/A	3	N/A	N/A	3	N/A	N/A	3	N/A	N/A
Protected (44)	1	OSK-UOB Capital Protecte	3.54	1	OSK-UOB Capital Protecte	7.13	1	International Bank Target 8	9.96	1	OSK-UOB Capital Protecte	10.17	1	RHB Global Islamic Portfoli	8.53	1	N/A	N/A
	2	OSK-UOB Capital Protecte	2.33	2	OSK-UOB Capital Protecte	5.72	2	OSK-UOB Capital Protecte	8.92	2	International Bank Target 8	9.12	2	CMB Islamic Structured Gr	2.89	2	N/A	N/A
	3	OSK-UOB Capital Protecte	2.12	3	CMB Islamic Commodities	1.30	3	OSK-UOB Capital Protecte	5.33	3	PNB Structured Investment	6.16	3	ING Baraka Capital Protect	1.23	3	N/A	N/A
Real Estate Other (11)	1	AmFIRST REIT	4.46	1	AmFIRST REIT	10.80	1	AmFIRST REIT	17.19	1	Atrium REIT	58.21	1	Atrium REIT	82.74	1	N/A	N/A
	2	Tow er Real Estate Investm	4.39	2	UOA Real Estate Investme	5.22	2	Hektar Real Estate Investm	16.07	2	Hektar Real Estate Investm	50.97	2	AmFIRST REIT	66.74	2	N/A	N/A
	3	Atrium REIT	4.35	3	Atrium REIT	4.39	3	UOA Real Estate Investme	14.32	3	Axis Real Estate Investme	45.85	3	Al-Aqar KPJ REIT	50.89	3	N/A	N/A
Target Maturity (23)	1	RHB GoldenLife 2030	2.26	1	AmConstant Extra 2	1.95	1	RHB GoldenLife 2030	7.44	1	RHB GoldenLife 2030	20.60	1	RHB GoldenLife 2020	28.76	1	RHB GoldenLife 2030	123.21
	2	RHB GoldenLife 2020	1.51	2	AmConstant 11/11	1.31	2	RHB GoldenLife 2020	6.61	2	RHB GoldenLife 2020	18.27	2	RHB GoldenLife Today	18.86	2	RHB GoldenLife 2020	111.74
	3	AMB Lifestyle Trust 2014	1.03	3	PBB MTN 1	1.26	3	Alliance Regular Income	3.85	3	CMB-Principal Lifecycle 20	14.99	3	RHB GoldenLife 2030	18.11	3	AMB Lifestyle Trust 2014	52.72
Unclassified (11)	1	Hw angDBS Structured Inc	1.26	1	Hw angDBS Structured Inc	1.40	1	Hw angDBS Structured Inc	3.48	1	Hw angDBS Structured Inc	8.24	1	N/A	N/A	1	N/A	N/A
	2	Hong Leong GEMS Cash F	0.48	2	Hw angDBS Structured Inc	1.29	2	Hw angDBS Structured Inc	2.59	2	Hong Leong GEMS Cash F	6.63	2	N/A	N/A	2	N/A	N/A
	3	ING Structured Income	0.34	3	TA All-Cycle Commodities	0.81	3	TA All-Cycle Commodities	1.92	3	Hw angDBS Structured Inc	6.39	3	N/A	N/A	3	N/A	N/A