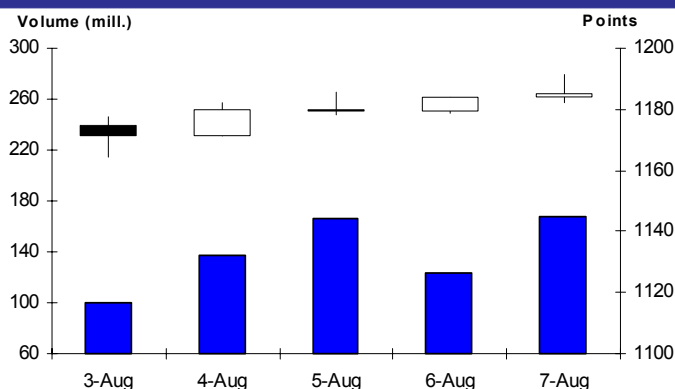


WEEKLY CLOSING IN MAJOR MARKET INDICES

	31-Jul	7-Aug	%wow	%ytd
KL Composite	1,174.90	1,184.88	0.8	35.1
Dow Jones	9,171.61	9,370.07	2.2	6.8
Nikkei 225	10,356.83	10,412.09	0.5	17.5
DAX Index	5,332.14	5,458.96	2.4	13.5
UK FTSE100	4,608.36	4,731.56	2.7	6.7
AUS ORD 30	4,249.50	4,303.10	1.3	17.6
STI Index	2,659.20	2,549.35	-4.1	44.7
Hang Seng	20,573.33	20,375.37	-1.0	41.6
SSE Index	3,412.06	3,260.69	-4.4	79.1

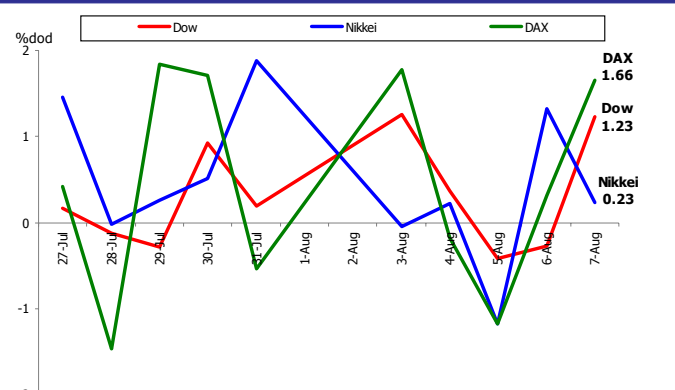
Source: Bloomberg, Bursa Malaysia

KLCI DAILY PERFORMANCE



Source: Bloomberg, Bursa Malaysia

MAJOR STOCK INDICES (DAILY % CHANGE)

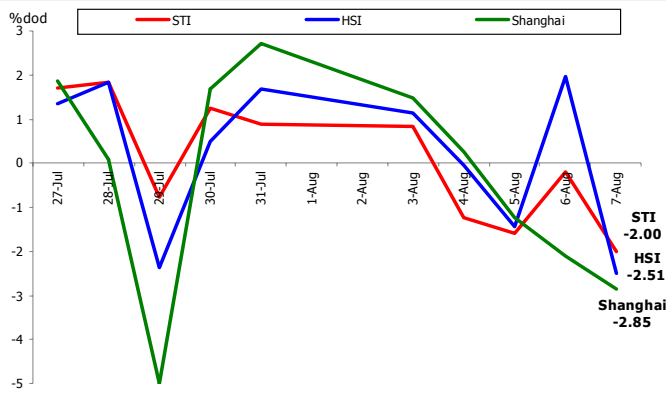


Source: Bloomberg, Bursa Malaysia

STOCK MARKET HIGHLIGHTS

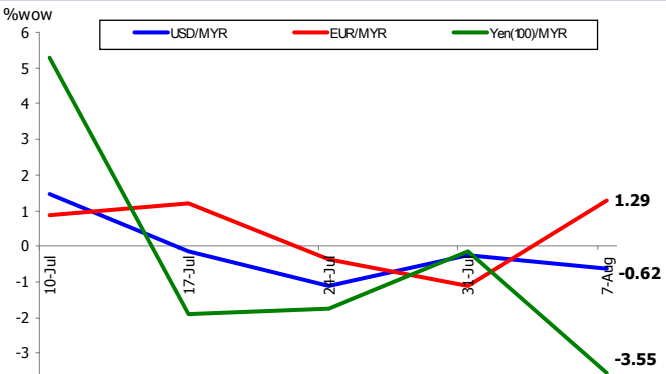
- U.S. stocks jumped after the unemployment rate decreased for the first time since April 2008**, bolstering speculation that a recovering economy justifies the steepest rally in equities in seven decades. The dollar advanced and Treasuries capped their biggest weekly drop in six years. American Express Co., Walt Disney Co. and General Electric Co. added at least 2.7% after the Labor Department said the nation lost 247,000 jobs last month, 78,000 fewer than economists projected, and the jobless rate fell to 9.4% from 9.5%. American International Group Inc. rallied 20% after its first profit since 2007 topped estimates.
- U.K. stocks advanced, wrapping their fourth consecutive weekly gain, after a better-than-expected U.S. unemployment report overshadowed disappointing results from Royal Bank of Scotland Group Plc.** Vodafone Group Plc and BP Plc led gains in the benchmark FTSE 100 Index as the release on jobless Americans bolstered speculation that the recession in the world's largest economy is easing. RBS dropped 12% after posting an unexpected first-half loss and saying impairments will remain elevated.
- German stocks advanced after Linde AG reported better-than-estimated earnings and a report showed the European manufacturing industry's contraction slowed more than initially estimated in July.** Linde, the world's second-biggest maker of industrial gases, climbed 3.5%. Deutsche Bank AG, Commerzbank AG, and ThyssenKrupp AG all rose more than 3% as ING Groep NV lifted its recommendation for financial firms and basic-resources companies to overweight, shunning industries whose profits are less tied to economic growth.
- Japanese stocks climbed, led by material producers as global manufacturing data helped boost commodities prices**, while makers of motor bikes and cars fell on earnings outlooks. Mitsui & Co., a trading house that gets more than half its profit from commodities, added 5.7% while insurers, led by T&D Holdings Inc. leapt after the difference between the London interbank offered rate for three-month dollar loans and the yield on the three-month U.S. Treasury bill, narrowed to 29.4 basis points, the first time it slid below 30 since March 2007. Yamaha Motor Co., the world's No. 2 motorcycle maker, tumbled 9.9% after widening its annual loss forecast.

REGIONAL STOCK INDICES (DAILY % CHANGE)



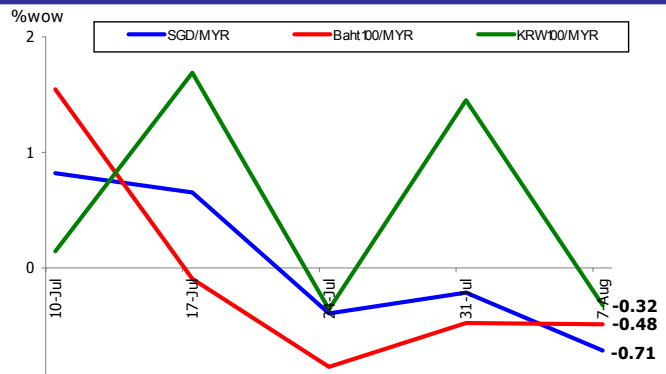
Source: Bloomberg, Bursa Malaysia

RINGGIT vs MAJOR CURRENCIES (WEEKLY % CHANGE)



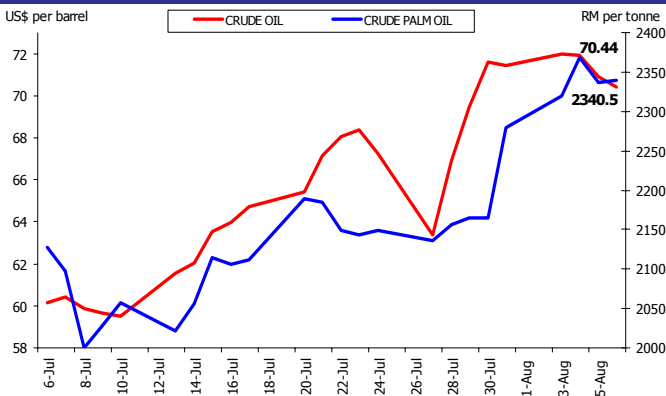
Source: Bloomberg, Bursa Malaysia

RINGGIT vs REGIONAL CURRENCIES (WEEKLY % CHANGE)



Source: Bloomberg, Bursa Malaysia

CRUDE OIL vs CRUDE PALM OIL



Source: Bloomberg, Bursa Malaysia

- China's stocks dropped, driving the benchmark index to its worst weekly loss since February**, as developers and materials producers fell after China Construction Bank Corp. said it will cut lending and metal prices slumped. Gemdale Corp. lost 5.2% and Beijing Capital Development Co. declined 6.6%. Construction Bank President Zhang Jianguo said the world's second-largest bank by market value will reduce new loans by about 70% to avert a surge in bad debt. Jiangxi Copper Co. and Aluminum Corp. of China Ltd., the nation's two biggest producers of the metals, retreated more than 5%.
- Malaysia stock market rose for the fourth week following higher commodity prices which boosted earnings prospects while rating upgrades on several blue chips also pushed the benchmark higher.** Plantation stocks, led by Sime Darby Bhd. rose as crude palm oil futures gained 2.7% last week and oil and gas services companies also such as Scomi Group Bhd. also jumped after crude oil futures surpassed the US\$70 per barrel price level. On rating upgrades, Axiata Group Bhd., Southeast Asia's second-largest mobile-phone operator, climbed to the highest level since Nov. 7 after Macquarie Group increased its target price and raised its 2009 earnings estimate by 23% to reflect improvements in the company's Malaysian and overseas businesses. Another blue chip, Fraser & Neave Holdings Bhd., surged to the highest level since July 1, 1997 after the company had its stock rating raised to buy from hold at Maybank Investment Bank Bhd. after the company reported fiscal third-quarter profit that beat estimates.

ECONOMIC HIGHLIGHTS

- US manufacturing shrank less than forecast in July** as stimulus-induced gains in demand worldwide helped resuscitate factories from the worst slump in three decades. The ISM factory gauge rose to an 11-month high of 48.9 in July. Readings below 50 signal contraction.
- US construction spending rose in June**, led by an improvement in residential real estate and gains in government projects. The 0.3% increase to US\$965.7 billion followed a revised 0.8% drop the prior month. Private residential projects rose for the second time in three months and spending by the Federal government increased by the most this year.
- US personal incomes tumbled 1.3% in June**, the biggest drop in four years, signaling that consumer spending will take time to recover. The decline partly reflected the unwinding of one-time transfer payments from the Obama administration's stimulus plan, which boosted incomes 1.3% in May. Spending rose 0.4% in June as prices climbed.

UPCOMING RELEASE (10 - 14 AUGUST 2009)

US

- **US pending home sales rose in June** for a fifth straight month, as lower prices and mortgage rates attracted buyers. The 3.6% gain in the index of signed purchase agreements, or pending home resales, followed a 0.8% gain the prior month that was larger than previously estimated. Pending resales are considered a leading indicator because they track contract signings.
 - **US service industries shrank more than forecast in July**, and companies cut another 371,000 jobs, indicating rising unemployment will erode spending. The ISM index of non-manufacturing businesses, which make up almost 90% of the economy, fell to 46.4 from 47 in June. Fifty is the dividing line between expansion and contraction.
 - **The US unemployment rate fell in July** for the first time in 15 months as employers cut far fewer jobs than expected, giving the clearest indication yet that the economy was turning around from a deep recession. US employers shed 247,000 jobs in July, the least in any month since last August, taking the unemployment rate down to 9.4% from June's 9.5%
 - **Eurozone manufacturing and service industries contracted at the slowest pace in a year in July**, adding to evidence the worst recession since World War II has bottomed out. A composite index of both industries rose to 47 from 44.6 in June. The July reading was the highest since August 2008 and was above the initial estimate of 46.8 published on July 24. The index is based on a survey of purchasing managers by Markit and a reading below 50 indicates a contraction.
 - **Eurozone retail sales fell in June** as companies fired workers to survive the recession, making consumers hesitant to shop. Store revenue declined 2.4% from a year earlier after a 3.0% drop in May. From a month earlier, sales fell 0.2%.
 - **Japan's broadest indicator of economic health rose at the fastest pace in 29 years**, signaling the nation's deepest postwar recession is easing. The leading index, a composite of 12 indicators including stock prices and consumer confidence, climbed to 79.8 in June from 76.9 in May. It is the largest advance since comparable data was made available in January 1980.
 - **Malaysia's exports fell at the slowest pace in three months in June**, adding to signs of a recovery in world demand as the global recession eases. Exports dropped 22.6% from a year earlier to RM45.1 billion after declining 29.7% in May. Imports dropped 20.8% in June to RM35.9 billion, leaving a trade surplus of RM9.12 billion. For the first six months of this year, exports fell 23.4% to RM250.5 billion while imports contracted 26.3% to RM191.3 billion, resulting in a trade surplus of RM59.23 billion.
- June Consumer Credit by Federal Reserve on August 8, 2009.
 - June Merchant Wholesalers Inventories by US Census Bureau on August 11, 2009.
 - June Trade Balance by US Census Bureau on August 12, 2009.
 - Federal Funds Target Rate by Federal Reserve on August 13, 2009.
 - July Import Price Index by Bureau of Labor on August 13, 2009.
 - July Advance Retail Sales by US Census Bureau on August 13, 2009.
 - July Consumer Price Index (CPI) by Bureau of Labor Statistics on August 14, 2009.
 - July Industrial Production Index (IPI) by Federal Reserve on August 14, 2009.
 - August Consumer Confidence by University of Michigan Survey Research on August 14, 2009.
- ### Eurozone
- June Industrial Production Index (IPI) by Eurostat on August 12, 2009.
 - 2Q 2009 Gross Domestic Product update by Eurostat on August 13, 2009.
 - July Consumer Price Index (CPI) by Eurostat on August 14, 2009.
- ### Japan
- June BOP Current Account Balance by Ministry of Finance on August 10, 2009.
 - June Machinery Order by Economic and Social Research Institution (ESRI) on August 10, 2009.
 - June BOP Trade Balance by Ministry of Finance on August 10, 2009.
 - July Bankruptcies Cases by Tokyo Shoko Research Ltd on August 10, 2009.
 - Bank of Japan Monetary Policy Meeting on August 11, 2009.
 - January Economy Watchers Survey by Economic & Social Research Institute (ESRI) on August 14, 2009.
 - July Consumer Confidence by Economic and Social Research Institution (ESRI) on August 11, 2009.
 - June Industrial Production Index (IPI) by Ministry of Economy, Trade and Industry on August 12, 2009.
 - June Tertiary Industry Activity Index by Ministry of Economy, Trade and Industry on August 14, 2009.
- ### Malaysia
- June Industrial Production Index (IPI) by Department of Statistics Malaysia (DOSM) on August 10, 2009.