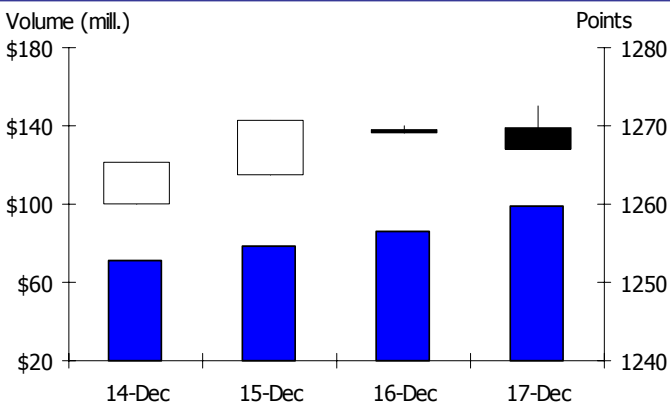


WEEKLY CLOSING IN MAJOR MARKET INDICES

	11-Dec	18-Dec	%wow	%ytd
KL Composite	1,260.00	1,266.97	0.6	44.5
Dow Jones	10,471.50	10,328.89	-1.4	17.7
Nikkei 225	10,107.87	10,142.05	0.3	14.5
DAX Index	5,756.29	5,831.21	1.3	21.2
UK FTSE100	5,261.57	5,196.81	-0.1	17.2
AUS ORD 30	4,651.40	4,671.90	0.4	27.7
STI Index	2,800.75	2,802.59	0.1	59.1
Hang Seng	21,902.11	21,175.88	-3.3	47.2
SSE Index	3,247.32	3,113.89	-4.1	71.0

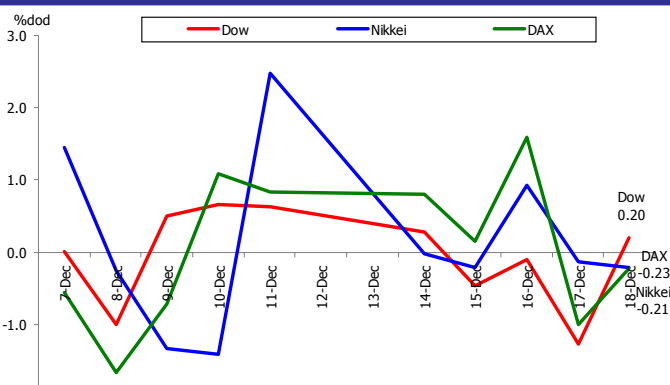
Source: Bloomberg, Bursa Malaysia

KLCI DAILY PERFORMANCE



Source: Bloomberg, Bursa Malaysia

MAJOR STOCK INDICES (DAILY % CHANGE)

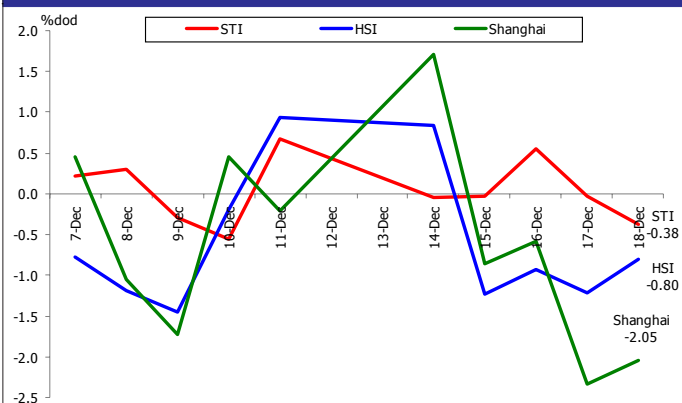


Source: Bloomberg, Bursa Malaysia

STOCK MARKET HIGHLIGHTS

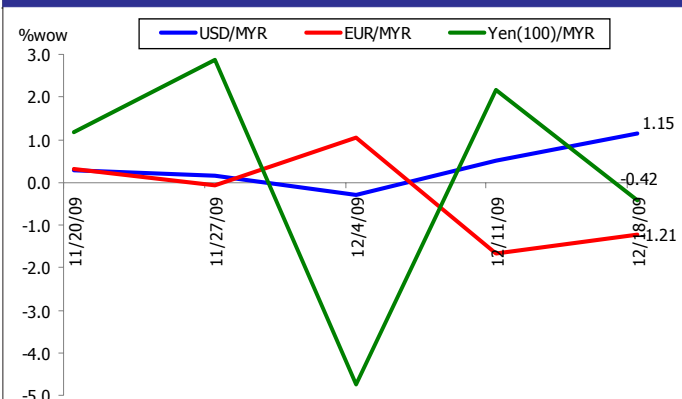
- U.S. stocks fell, pushing the Standard & Poor's 500 Index to the biggest weekly decline since October, as Citigroup Inc. sold stock at a discount and Best Buy Co. and FedEx Corp. predicted decreased profitability.** Higher-than-estimated earnings at Oracle Corp. and forecasts from Research In Motion Ltd. sent the U.S. equity benchmark higher on Friday, limiting the weekly slump. Citigroup sank 14%, the most in the S&P 500, after the U.S. government delayed selling its stake in the bank. Best Buy, the largest electronics retailer, retreated 11% as it cut prices to compete with rivals. FedEx slid 3.4% following a profit forecast that trailed analysts' estimates.
- U.K. stocks declined the most in a week, led by financial and raw-material shares, after the Federal Reserve signaled it will remove more emergency measures.** Barclays Plc and Antofagasta Plc slid more than 3% after a Fed statement on Thursday said deterioration in the labor market is abating, paving the way for it to rein in stimulus packages. JJB Sports Plc, the unprofitable U.K. sporting goods retailer, sank 5.4% after reporting a slump in sales.
- German stocks bucked its regional trend, rising to the highest level since September 2008, as economists increased their growth forecasts and Europe's service and manufacturing industries expanded in December.** Deutsche Bank AG jumped 4.2% after CA Cheuvreux recommended shares of the country's largest lender. Daimler AG increased 1.8% as Autogazette magazine said the company's Mercedes-Benz Car division is planning to deliver more cars in 2010. MAN SE climbed 1.6% after Europe's third-largest truckmaker acquired a majority stake in a truck rental company.
- Japanese stocks rose, led by banks, after the Nikkei newspaper said they will be given 10 to 20 years to meet tougher capital rules.** The Financial Services Agency said no agreement has been reached. Mizuho Financial Group Inc., Japan's third-biggest lender by market value, soared 15%, the steepest climb on the Nikkei 225 Stock Average. Sumitomo Mitsui Financial Group Inc., No. 2, leapt 14%. Mitsubishi Estate Co. added 4.4% on speculation lending capacity will expand. Toyota Motor Corp., the world's biggest carmaker, rose 1.6% after the Asahi newspaper said the company may break even. Japan Airlines Corp., Asia's largest carrier, advanced 3% after saying its retirees may accept a pension cut.

REGIONAL STOCK INDICES (DAILY % CHANGE)



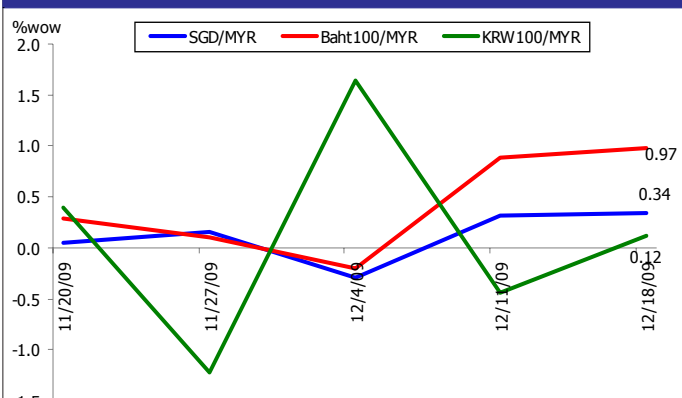
Source: Bloomberg, Bursa Malaysia

RINGGIT vs MAJOR CURRENCIES (WEEKLY % CHANGE)



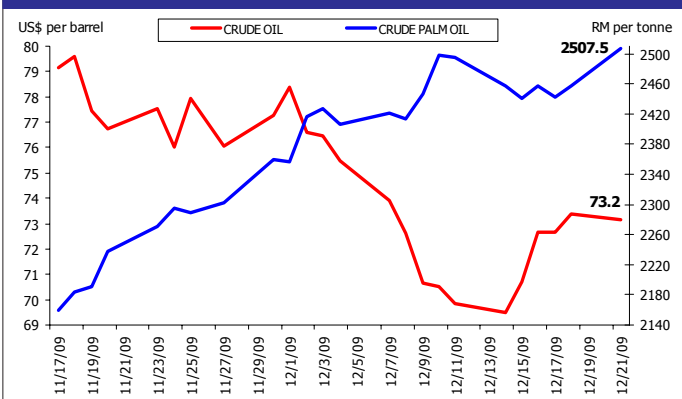
Source: Bloomberg, Bursa Malaysia

RINGGIT vs REGIONAL CURRENCIES (WEEKLY % CHANGE)



Source: Bloomberg, Bursa Malaysia

CRUDE OIL vs CRUDE PALM OIL



Source: Bloomberg, Bursa Malaysia

- China's stocks fell for four consecutive days last week, the longest losing streak since August, on concern the government will step up measures to curb property speculation and new share sales will divert funds from existing equities. Poly Real Estate Group Co. slumped for a ninth day after the government increased down payments on land purchases. China Life Insurance Co., the nation's biggest insurer, dropped 2.6% to a two-month low. Initial public offerings on the ChiNext board have drawn almost 900 billion yuan (US\$132 billion) in subscriptions, the China Securities Journal said on Friday. Jiangxi Copper Co. slid 6.2% as commodity prices declined.

- Malaysia's stocks closed higher last week boosted by plantation stocks as palm oil prices rose while YTL Corp. and Hong Leong Bank pulled the index higher on financing and acquisition news. KL Kepong Bhd. and IOI Corp. Bhd. both rose 3.0% last week as crude palm oil spot price reached RM2507 per tonne last week, the highest since May this year. YTL Corp., Malaysia's biggest builder, gained the most last week among benchmark members (+4.7%) as it said it plans to sell as much as US\$400 million of seven-year guaranteed exchangeable bonds to help fund acquisitions and refinance existing debt. Hong Long Bank Bhd. also made the headlines after the bank said in a statement that it may buy assets and liabilities including equity interests in EON Capital Bhd. after getting central bank approval to start talks.

ECONOMIC HIGHLIGHTS

- US factories churned out more goods in November than anticipated, extending a rebound in manufacturing that will give the world's largest economy a lift into 2010. Production climbed 0.8%, the fourth gain in the past five months. The Fed revised the October reading to unchanged from a previously reported 0.1% increase. (Bloomberg)

- US wholesale prices increased more than anticipated in November, led by a jump in fuel costs and a rebound in truck prices. The 1.8% increase in prices paid to factories, farmers and other producers was more than twice as large as anticipated and followed a 0.3% gain in October. (Bloomberg)

- The US Federal Reserve pledged Wednesday to hold interest rates at a record low to drive down double-digit unemployment and sustain the economic recovery. The Fed noted that the US economy is growing, however slowly. The Fed kept its target range for its bank lending rate at zero to 0.25%, where it has stood since last December. It repeated its pledge, first made in March, to keep rates at "exceptionally low levels" for an "extended period." (AP)

- **US consumer prices accelerated in November from a month earlier**, led by higher prices for energy and medical care. The 0.4% increase in the consumer-price index followed a 0.3% gain in October. The so-called core index that excludes food and energy was unexpectedly unchanged, the first month without an increase since December 2008, restrained by a drop in shelter costs and cheaper clothing. Compared with a year earlier, consumer prices were up 1.8%. Core prices rose 1.7% from November 2008, matching the year-over-year gain in October. *(Bloomberg)*
- **US current-account deficit in the US widened to \$108 billion in the third quarter**, reflecting a larger shortfall in trade as imports rose faster than exports. The gap, the broadest measure of trade because it includes transfer payments and investment income, was in line with the median forecast and followed a revised \$98 billion deficit in the previous three months that was the smallest in more than seven years. *(Bloomberg)*
- **US homebuilder confidence unexpectedly fell in December** on concern the lack of jobs and tight credit will limit a recovery. The National Association of Home Builders/Wells Fargo index of builder confidence decreased to 16, the lowest level since June, from 17 in a November. *(Bloomberg)*
- **The US leading economic index rose for an eighth consecutive month in November**, a sign economic growth will extend into the first half of 2010. The New York-based Conference Board's gauge of the outlook for the next three to six months rose 0.9%, more than forecast, after climbing 0.3% in October. The index of coincident indicators, a gauge of current economic activity, rose 0.2% in November after no change the prior month. *(Bloomberg)*
- **Eurozone industrial output fell for the first time in six months in October**, led by a slump in demand for consumer goods. Employment declined in the third quarter. Production in the economy of the 16 euro nations dropped 0.6% from September, when it gained 0.2%. Euro-region employment fell 0.5% in the third quarter from the previous three months, according to a separate report by the office. *(Bloomberg)*
- **Eurozone labor costs increased at the slowest pace in more than a year in the third quarter** after the worst recession since World War II prompted companies to eliminate jobs and reduce costs. Annual wage growth in the 16-nation euro region slowed to 3.2% from 4.3% in the second quarter. That was the slowest increase since the second quarter of 2008. *(Bloomberg)*
- **Eurozone service and manufacturing industries expanded at the fastest pace in two years in December**, suggesting the euro-area economy is gathering strength. A composite index based on a survey of purchasing managers in both industries in the 16-nation euro region increased to 54.2 from 53.7 in November. A reading above 50 indicates expansion. *(Bloomberg)*
- **Eurozone consumer prices rose less than initially estimated in November** as lower food and housing costs offset increases in alcohol and transportation. Prices in the 16-nation euro region rose 0.5% from a year earlier after falling 0.1% in October. While that was below an initial estimate of 0.6% published on Nov. 30, it was the first annual consumer-price increase in seven months. *(Bloomberg)*
- **Eurozone construction output decreased a seasonally adjusted 0.6% month-on-month in October**, compared to the 0.8% fall in September, revised from a 1.1% decline reported initially, the Eurostat said on Thursday. Year-on-year, the construction production decreased 7.7% in October, compared to the 8.1% fall in the previous month, revised from 8% drop reported initially. *(RTT News)*
- **Eurozone seasonally adjusted current account deficit narrowed to EUR 4.6 billion in October** from a revised EUR 5 billion deficit in September. **The surplus on goods trade surged to EUR 8.3 billion** from EUR 3.8 billion recorded in the month of September. Moreover, the surplus on services trade increased to EUR 2.6 billion from EUR 2 billion. At the same time, the deficit on income shrank to EUR 2.2 billion from EUR 4.4 billion, while the current transfers' deficit widened to EUR 13.4 billion from EUR 6.5 billion. *(RTT News)*
- **Japan's confidence among largest manufacturers rose the least since the economy emerged from its worst postwar recession** as companies become more concerned the yen's gains will erode profits. The Tankan index of sentiment among big makers of products including cars and electronics climbed nine points to minus 24 in December. The median forecast of 19 economists surveyed by Bloomberg News was minus 27. A negative number means pessimists outnumber optimists. *(Bloomberg)*
- **Japan's demand for services rebounded in October**, signaling that a better job market is supporting consumer spending. The tertiary index, which captures 63% of the economy, advanced 0.5% from September, the Trade Ministry said today in Tokyo. *(Bloomberg)*

- **Japan's leading index for October was revised down to 89.4 from 89.7.** However, the index stood above September's 87.5 and improved for the eighth straight month. At the same time, the coincident index came in at 94.3 in October, in line with the preliminary estimate. In September, the reading was 93.2. Further, the lagging index reading for October was revised to 83.7 from 84.8. *(RTT News)*

- **Japan's central bank, headed by Bank of Japan Governor Masaaki Shirakawa, decided unanimously on Friday to keep its key interest rate at 0.01%.**

The seven member Policy Board stated it would not tolerate deflation. "The bank recognizes that it is a critical challenge for Japan's economy to overcome deflation and return to a sustainable growth path with price stability," the Bank of Japan (BOJ) said in a statement to the press. "The Policy Board does not tolerate a year-on-year rate of change in the consumer price index equal to or below zero percent," the BOJ added in clarification to its stance on price stability for the medium to long term. *(ChinaView.com)*

UPCOMING RELEASE (21 - 24 DEC 2009)

US

- 3Q 2009 GDP Annualized by Bureau of Economic Analysis on December 22, 2009.
- November Existing Home Sales by National Associate of Realtors on December 22, 2009.
- Weekly Mortgage Applications by Mortgage Bankers Association on December 23, 2009.
- November Personal Income by Department of Commerce on December 23, 2009.
- November Personal Spending by Bureau of Economic Analysis on December 23, 2009.
- December Consumer Confidence by University of Michigan Survey Research on December 23, 2009.
- November New Home Sales by U.S. Census Bureau on December 23, 2009.
- November Durable Goods New Orders by US Census Bureau on December 24, 2009.
- Weekly Initial Jobless Claims by Department of Labor on December 24, 2009.

Eurozone

- October Industrial New Orders by Eurostat on December 23, 2009.

Japan

- 4Q 2009 BSI Business Condition by Ministry of Finance on December 23, 2009.
- December Small Business Confidence by Shoko Chukin Bank on December 24, 2009.
- November Jobless Rate by Ministry of Internal Affairs on December 24, 2009.

- November Workers Households Spending by Ministry of Internal Affairs on December 23, 2009.
- August Consumer Price Index (CPI) by Ministry of Internal Affairs on December 24, 2009.
- November Corporate Service Price (YOY) by Bank of Japan on December 24, 2009.
- November Housing Starts by Ministry of Land Infrastructure & Transport on December 25, 2009.
- November Construction Orders by Ministry of Land Infrastructure & Transport on December 25, 2009.

China

- November Wholesale Prices by The People's Bank of China on December 20-22, 2009.
- November Leading Index by National Bureau of Statistics on December 25-29, 2009.

Malaysia

- Foreign Reserves as at December 15, 2009 by Bank Negara Malaysia (BNM) on December 22, 2009.
- November Consumer Price Index (CPI) by Department of Statistics Malaysia (DOSM) on December 23, 2009.