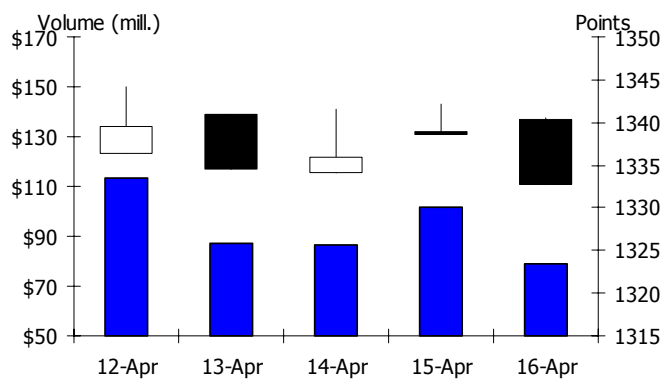


#### WEEKLY CLOSING IN MAJOR MARKET INDICES

	9-Apr	16-Apr	%wow	%ytd
KL Composite	1,335.94	1,332.77	-0.1	4.7
Dow Jones	10,927.07	11,018.66	0.2	5.7
Nikkei 225	11,286.09	11,102.18	-0.9	5.3
DAX Index	6,235.56	6,180.90	-1.1	3.8
UK FTSE100	5,744.89	5,743.96	-0.5	6.1
AUS ORD 30	4,925.90	5,007.30	0.7	2.6
STI Index	2,943.02	3,007.19	1.2	3.8
Hang Seng	21,537.00	21,865.26	-1.5	0.0
SSE Index	3,157.96	3,130.30	-0.5	-4.5

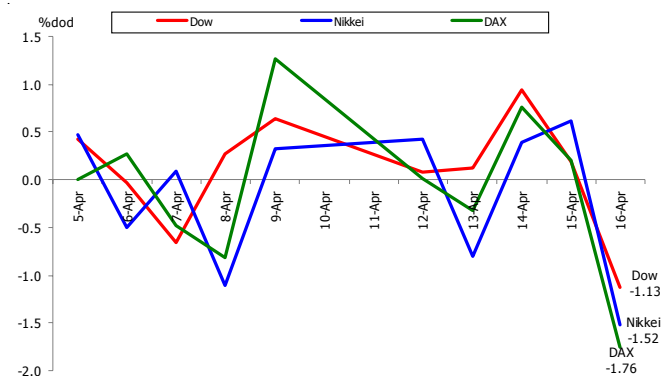
Source: Bloomberg, Bursa Malaysia

#### KLCI DAILY PERFORMANCE



Source: Bloomberg, Bursa Malaysia

#### MAJOR STOCK INDICES (DAILY % CHANGE)

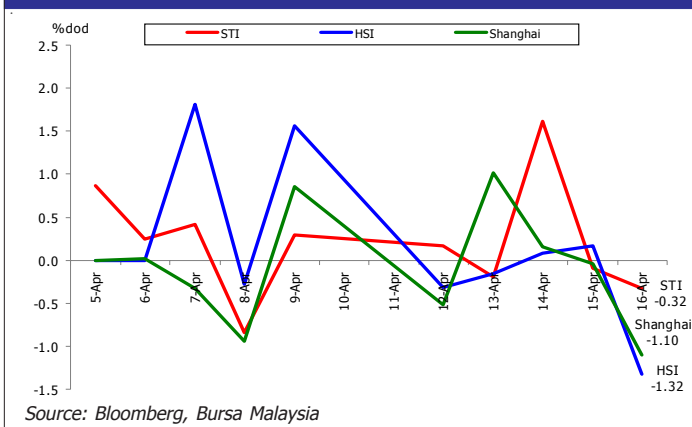


Source: Bloomberg, Bursa Malaysia

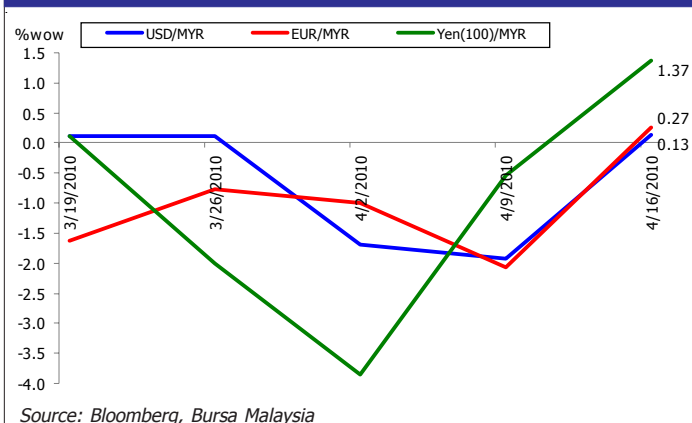
#### STOCK MARKET HIGHLIGHTS

- U.S. stocks fell on Friday, halting the longest rally in a year, after allegations of fraud at Goldman Sachs Group Inc. heightened concern the government will crack down on Wall Street and wiped out the week's advance.** Goldman Sachs sank 10% last week, the most since March 2009, after the Securities and Exchange Commission sued the bank and one of its vice presidents for misstating and omitting key facts about a collateralized debt obligation. The 1.6% retreat in the Standard & Poor's 500 Index on Friday erased gains earlier in the week spurred by better-than-estimated results at companies from Intel Corp. to CSX Corp. and JPMorgan Chase & Co. The S&P 500 slipped 0.2% to 1,192.13. Before Friday, the index was headed for a seventh straight weekly advance, the longest since May 2007. The Dow Jones Industrial Average rose 21.31 points, or 0.2% to 11,018.66.
- U.K. stocks dropped the most in two months, led by a selloff in banks and commodity producers after the U.S. regulators charged Goldman Sachs Group Inc. with fraud.** Barclays Plc retreated 2.6% as financial stocks tumbled. Xstrata Plc led mining shares lower as copper fell the most in a month. British Airways Plc lost 3.1% as a cloud of ash from a volcano in Iceland shut airports in northern Europe for a second day. The benchmark FTSE 100 Index sank 81.05, or 1.4%, to 5,743.96 in London, the biggest decline since February. The gauge has fallen 0.5% last week, snapping six straight weeks of gains.
- German stocks declined the most in two months, with the benchmark DAX Index erasing its weekly gain, as banks tumbled after the U.S. Securities and Exchange Commission sued Goldman Sachs Group Inc.** Deutsche Bank AG slid 7.3% as the SEC accused Goldman Sachs of defrauding investors. Deutsche Lufthansa AG, Europe's second-biggest airline, lost 4.1% after a cloud of ash from a volcano in Iceland shut airports in northern Europe for a second day. ThyssenKrupp AG and Salzgitter AG, Germany's largest steelmakers, followed European basic-resource shares lower. The DAX fell 1.8% to 6,180.90 in Frankfurt, the biggest drop since Feb. 5 and bringing the weekly loss to 1.1%.
- Japanese stocks fell, dragging down the Nikkei 225 Stock Average by the most in almost two months, as U.S. jobless claims unexpectedly increased and China announced measures to cool its real-estate market.**

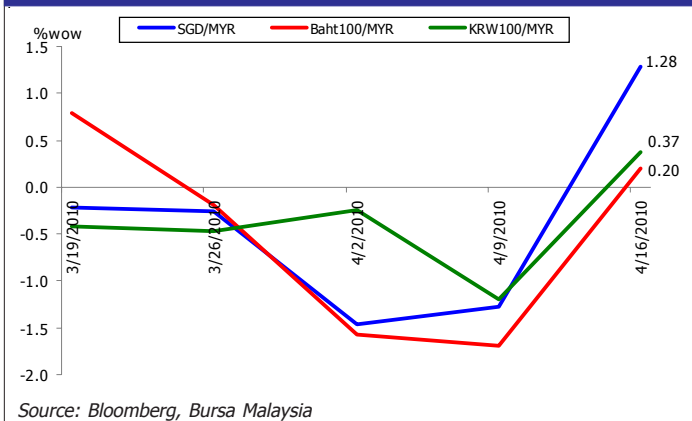
## REGIONAL STOCK INDICES (DAILY % CHANGE)



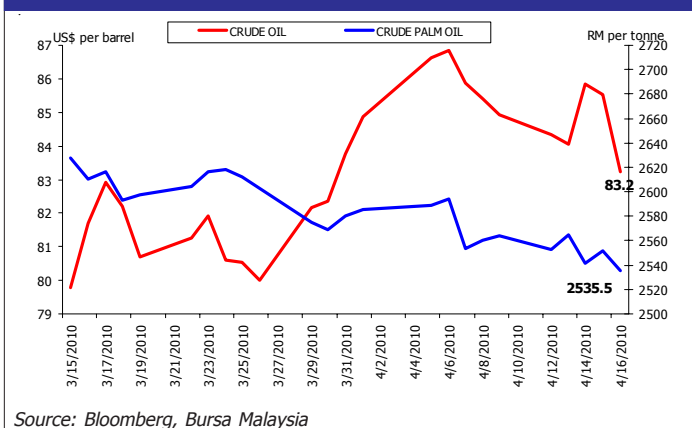
## RINGGIT vs MAJOR CURRENCIES (WEEKLY % CHANGE)



## RINGGIT vs REGIONAL CURRENCIES (WEEKLY % CHANGE)



## CRUDE OIL vs CRUDE PALM OIL



Sony Corp., an electronics maker that earns 23% of sales in the U.S., fell 1.8%. Komatsu Ltd. lost 1.3% after China, the fastest-growing market for the company's construction machinery, raised down-payment ratios for some homes. Mitsui & Co., a trading company that counts commodities as its main source of profit, declined 1.5%. The Nikkei 225 Stock Average fell 1.5%, its biggest drop since Feb. 19, to 11,102.18 at the close of trading in Tokyo.

- Hong Kong stocks fell, dragging down the benchmark index to its first weekly drop in three, as Chinese developers led declines after the nation stepped up measures to cool its property market.** China Overseas Land & Investment Ltd., controlled by the country's construction ministry, slid 4.8%. Foxconn International Holdings Ltd. retreated 4.7% after the world's No. 1 contract maker of mobile-phones posted a worst-than-estimated second-half profit. Imagi International Holdings Ltd., the maker of the "Astro Boy" animated movie, tumbled 41% as trading resumed after a one-day suspension. The Hang Seng Index slid 1.3% to close at 21,865.26, extending its drop this week to 1.6%. That was the gauge's first weekly decline in three.

- China's stocks close lower Friday as the government extends further efforts to cool the overheating property market, which dragged down financial and real estate heavyweights.** China's long-awaited stock index futures also debuted Friday, which aims to provide more options for investors and tame market fluctuations. China Construction Bank Ltd. dropped 1.1% to 5.55 yuan, while Industrial & Commercial Bank of China Ltd., China's biggest commercial lender, shed 1% to 4.9 yuan. Bank of China Ltd. lost 0.9% to 4.21 yuan. Real estate-related companies fell after the government's decision Thursday to raise downpayment requirements for second-home buyers to curb speculative buying blamed for surging prices. China Vanke Ltd., the country's biggest developer, shed 0.8% to 9.04 yuan, while China State Construction Engineering Corp. slid 0.5% to 4.22 yuan. Resource shares fell on weakened commodity prices. China Petroleum and Chemical Corp., also known as Sinopec, gave up 2% to 11.49 yuan, while PetroChina Ltd., Asia's biggest oil and gas producer, sank 1.4% to 13.04 yuan. The benchmark Shanghai Composite Index on the Shanghai Stock Exchange ended at 3,130.3 points, down 34.67 points, or 1.1%.

- Malaysian stock ended lower on Friday with the FBM KLCI falling 6.06 points to 1,332.77.** At Bursa Malaysia, 201 counters were up, 495 were down while 305 remained unchanged. There were 783.8 million shares done at a total value of RM1.21 billion. Among the heavyweights Axiata slipped 8 sen to RM3.73, Maybank shed 7 sen to RM7.44 and CIMB fell 10 sen to RM13.98. Genting lost 7 sen to RM6.60, AMMB shed 7 sen to RM4.96 and Sime Darby slipped 3 sen to RM8.69. Week-on-week, Bursa Malaysia's principal index finished little changed, shedding 1.21 points, or 0.1% to 1,332.77 on April 16, against 1,333.98 at the close on April 9.

## ECONOMIC HIGHLIGHTS

- **U.S.: Trade gap widens more than anticipated on imports.** The trade deficit in the U.S. widened in February more than anticipated as Americans snapped up foreign-made televisions and computers, illustrating the rebound in economic growth. The gap increased 7.45% to \$39.7 billion from a revised \$37 billion the prior month. Imports climbed 1.7%, outpacing a gain in exports that pushed sales abroad to the highest level since October 2008. *(Bloomberg)*
- **U.S.: Retail sales climb, inflation contained.** Americans heartened by an improving job market flocked to shopping malls and auto showrooms in March, raising the odds of a durable economic recovery. Retail sales increased 1.6% last month, more than anticipated and the biggest gain in four months. Another report showed consumer prices rose 0.1%. *(Bloomberg)*
- **U.S.: Factories grow, labor market struggles.** Manufacturers are charging ahead as sales and inventories grow, spearheading a U.S. economic recovery that shows scant signs of lifting labor markets. Factory production climbed 0.9% after rising 0.2% in February. Regional data indicated the gains extended into this month, while figures from the Labor Department showed unemployment claims climbed unexpectedly last week to the highest level in two months. *(Bloomberg)*
- **U.S.: Prices of goods imported into the U.S. rose less than anticipated in March,** indicating few signs of building inflation pressures from abroad. The 0.7% increase in the import price index followed a revised 0.2% drop in February. Prices excluding petroleum fell 0.2% last month, the first decline since July 2009. *(Bloomberg)*
- **U.S.: Builders broke ground on more U.S. homes in March than anticipated** and took out permits at the fastest pace in more than a year, a sign the weakest part of the economy has stabilized. Housing starts climbed to an annual rate of 626,000 last month, up 1.6% from February's 616,000 pace. Building permits, a sign of future construction, climbed to the highest level since October 2008. *(Bloomberg)*
- **E.U.: European industrial production increased more than economists forecast in February** led by demand for intermediate goods such as steel and car engines. Output in the economy of the 16 nations using the euro rose 0.9% from January, when it increased 1.6%. Economists projected a gain of 0.1%. From a year earlier, February production increased 4.1%. *(Bloomberg)*
- **E.U.: The 16-nation eurozone surged out of trade deficit with the rest of the world in February,** posting a surplus of 2.6 billion euros (US\$3.5bil), official figures showed. Those figures, a first estimate, marked an impressive turnaround from a nine billion euros deficit in January. The switch from red to black was done thanks to an impressive 2.7% rise in exports which outweighed the 1.5% rise in imports. *(AFP)*
- **E.U.: Consumer prices in the 16 countries that use the euro rose at a slightly slower rate over the 12 months to March than first estimated,** and the annual rate of inflation remained well below the European Central bank's target. The European Union statistics agency Eurostat Friday said consumer prices rose by 0.9% from February, and were up 1.4% from March 2009. The year-on-year increase was smaller than Eurostat's first estimate of 1.5% published at the end of March. *(The Wall Street Journal)*
- **Japan: Producer prices fall the least in 14 months.** Japan's producer prices fell at the slowest pace in 14 months in March, tempered by higher costs of raw materials that threaten to erode corporate profits. The costs companies pay for energy and unfinished goods slid 1.3% from a year earlier, moderating from a revised 1.6% in February. *(Bloomberg)*
- **Japan: Bank lending falls 2.0% in March.** Bank lending in Japan was down 2.0% on year in March, the Bank of Japan said on Monday, after shedding an annual 1.6% in February. Including trusts, bank lending declined 1.8% on year after shedding an annual 1.5% in the previous month. Adjusted bank lending was down 1.7% on year after retreating an annual 1.3% in February. For the first quarter of 2010, lending was down an annual 1.8%, while lending including trusts fell 1.6% and adjusted lending was off 1.5%. *(RTT News)*
- **Japan: Industrial output fell 0.6% in February,** confirming Japanese factory output fell for the first time in a year. That compares with a 0.9% fall in the previously reported preliminary reading, which the ministry also revised to 0.0% after its annual revision of historical records. The capacity utilization index was flat in February from a month earlier. *(Reuters)*
- **China: Faces 'close call' on rate rise after growth surges 11.9%.** China's growth spurt in the first quarter came with a slowdown in inflation, complicating decisions on when and how to further tighten monetary policy. The economy grew 11.9% from a year earlier, the biggest gain since the second quarter of 2007. Consumer prices rose less than economists expected, climbing 2.4% in March. *(Bloomberg)*

## **UPCOMING RELEASE (19 - 23 APR 2010)**

### **US**

- March Leading Indicators by Conference Board on April 19, 2010.
- March Producer Price Index (PPI) by Processing Stage Finished Goods by Bureau of Labor Statistics on April 22, 2010.
- March Existing Home Sales by National Associate of Realtors on April 22, 2010.
- March Durable Goods New Orders by US Census Bureau on April 23, 2010.
- March New Home Sales by U.S. Census Bureau on April 23, 2010.

### **Eurozone**

- February Current Account by European Central Bank (ECB) on April 20, 2010.
- April ZEW Euro-zone Expectation of Economic Growth by ZEW Zentrum fuer Europaeische on April 21- 24, 2010.
- April Composite PMI Output by NTC Research on April 21-24, 2010.
- February Industrial New Orders by Eurostat on April 23, 2010.

### **Japan**

- March Consumer Confidence by Economic and Social Research Institution (ESRI) on April 19, 2010.
- February Tertiary Industry Activity Index by Ministry of Economy, Trade and Industry on April 20, 2010.
- February Leading Economic Index by Economic and Social Research Institution (ESRI) on April 21, 2010.
- March Merchandise Trade Balance Ministry of Economy, Trade and Industry on April 22, 2010.
- February All Industrial Activity Index by Ministry of Economy, Trade & Industry (Japan) on April 23, 2010.

### **China**

- March Exports by Customs General Administration on April 10, 2010.
- 1Q10 Real Gross Domestic Product by National Bureau of Statistics on April 15, 2010.
- March Retail Sales by National Bureau of Statistics on April 15, 2010.
- March Producer Price Index by National Bureau of Statistics on April 15, 2010.
- March Consumer Price Index by National Bureau of Statistics on April 15, 2010.
- March Industrial Production Index by National Bureau of Statistics on April 15, 2010.

### **Malaysia**

- March Consumer Price Index (CPI) by Department of Statistics Malaysia (DOSM) on April 21, 2010.
- Foreign Reserves as at April 15 by Bank Negara Malaysia (BNM) on April 22, 2010.