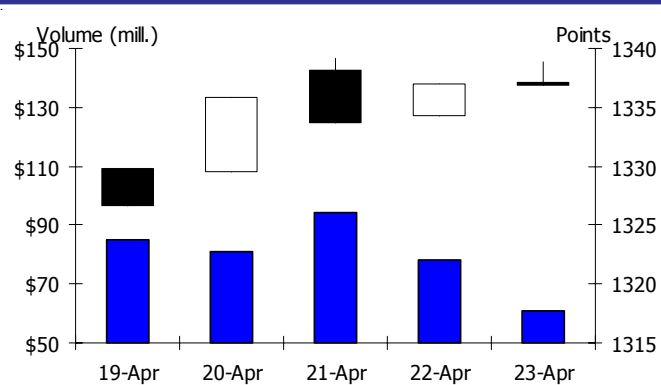


WEEKLY CLOSING IN MAJOR MARKET INDICES

	16-Apr	23-Apr	%w/w	%ytd
KL Composite	1,332.77	1,336.78	0.3	5.0
Dow Jones	11,018.66	11,204.28	1.7	7.4
Nikkei 225	11,102.18	10,914.46	-1.7	3.5
DAX Index	6,180.90	6,259.53	1.3	5.1
UK FTSE100	5,743.96	5,723.65	-0.4	5.7
AUS ORD 30	5,007.30	4,913.50	-1.9	0.6
STI Index	3,007.19	2,988.49	-0.6	3.1
Hang Seng	21,865.26	21,244.49	-2.8	-2.9
SSE Index	3,130.30	2,983.54	-4.7	-9.0

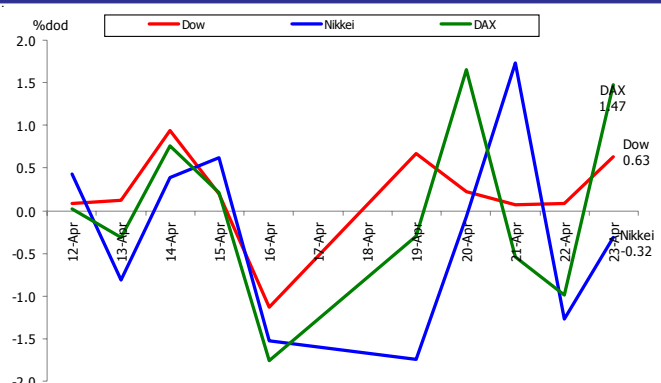
Source: Bloomberg, Bursa Malaysia

KLCI DAILY PERFORMANCE



Source: Bloomberg, Bursa Malaysia

MAJOR STOCK INDICES (DAILY % CHANGE)

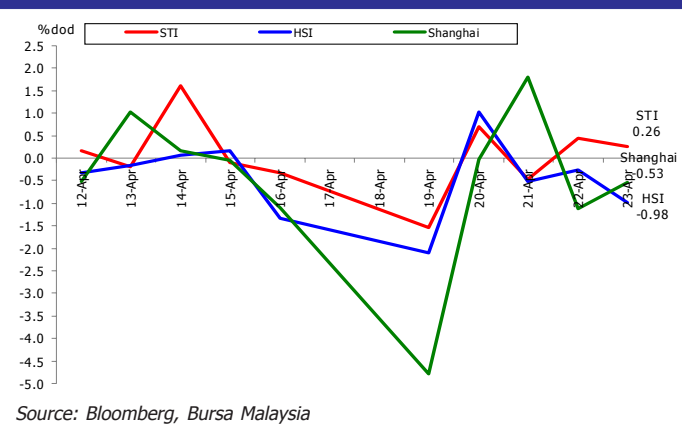


Source: Bloomberg, Bursa Malaysia

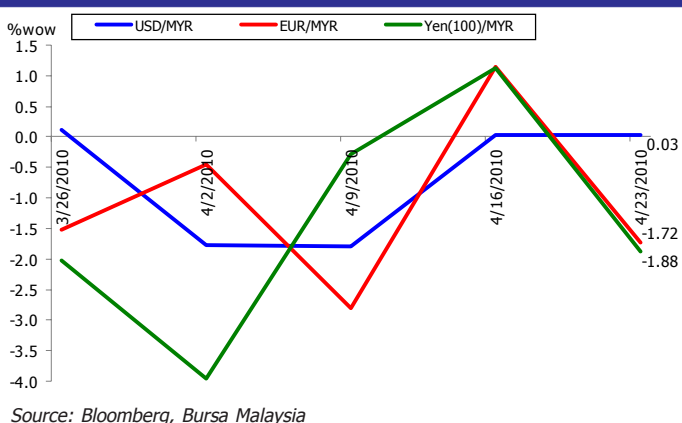
STOCK MARKET HIGHLIGHTS

- U.S. stocks rose and the Dow Jones Industrial Average posted its longest streak of weekly rallies since 2004 as earnings topped analyst estimates at the fastest pace on record and economic data signaled the recovery is gaining momentum.** Apple Inc. jumped 9.5% to surpass Microsoft Corp. as the second-biggest stock in the Standard & Poor's 500 Index as profit almost doubled and the iPad maker planned more "extraordinary" products. Marshall & Ilsley Corp. surged 21% as the Wisconsin lender joined 80% of S&P 500 companies that have surpassed average earnings estimates this reporting season. Homebuilders had the biggest weekly gain in nine months as new-home sales surged the most since 1963. The S&P 500 climbed 2.1% to 1,217.28. The Dow rose 185.62 points, or 1.7%, to 11,204.28, giving it an 8.5% advance since Feb. 26.
- European stocks fell for a second week as the euro area's budget deficit widened to more than double the European Union's 3% limit in 2009, led by Greece and Ireland,** offsetting better-than-expected results from companies including Ericsson AB and Volvo AB. Greek banks sank as Moody's Investors Service cut Greece's sovereign rating. Royal Bank of Scotland Group Plc rose 16% as BofA-Merrill Lynch Global Research added the stock to its "most preferred" list and it may consider a share buyback. Nokia Oyj sank 14% as it cut its margin forecast. The U.K.'s FTSE 100 retreated 0.4%.
- German stocks advanced, rebounding from two days of losses, as Adidas AG raised its full-year earnings forecast and a report showed business confidence in Germany at a two-year high.** Adidas, the world's second-largest sporting-goods maker, surged 3.9% as it said profit rose for the first time in five quarters. MAN SE, Europe's third-biggest truckmaker, rallied 4.6% after Swedish rival Volvo AB reported first-quarter results that surpassed analysts' estimates. The benchmark DAX Index climbed 1.5% to 6,259.53, bringing the weekly gain to 1.3%. The measure has risen 5.1% this year on signs the global economy is rebounding from the worst recession since World War II.
- Japan's Nikkei 225 Stock Average fell, capping its biggest weekly retreat in almost three months, on concern swelling government debt will derail the global economic recovery.** Kawasaki Kisen Kaisha Ltd., which gets 21% of its revenue in Europe, led shipping lines lower after

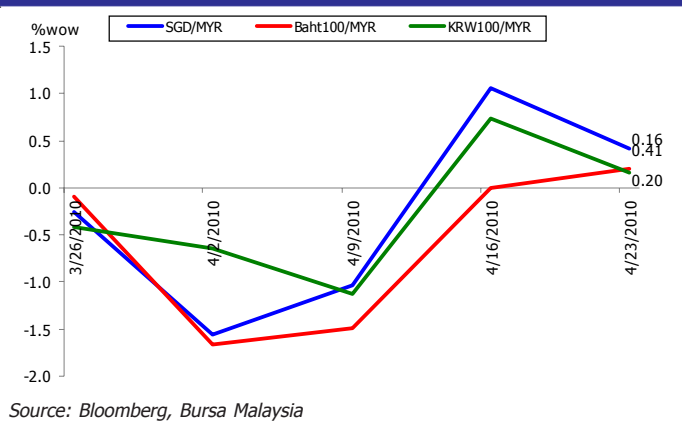
REGIONAL STOCK INDICES (DAILY % CHANGE)



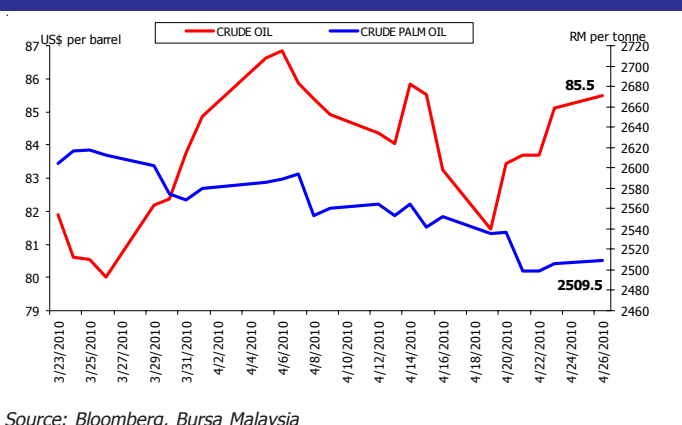
RINGGIT vs MAJOR CURRENCIES (WEEKLY % CHANGE)



RINGGIT vs REGIONAL CURRENCIES (WEEKLY % CHANGE)



CRUDE OIL vs CRUDE PALM OIL



China Cosco Holdings Co., the world's largest operator of dry-bulk ships, posted an annual loss, and the euro region reported a wider deficit. Takeda Pharmaceutical Co., whose No. 1 overseas market is North America, lost 1% after Baxter International Inc. said costs from the U.S. health-care overhaul will hurt profit. The Nikkei 225 fell 0.3% to close at 10,914.46 in Tokyo. The Nikkei 225 has slipped 1.7% in the past five days, its biggest weekly retreat since the period ended Jan. 29 after the U.S. Securities and Exchange Commission sued Goldman Sachs Group Inc. for misstating and omitting facts about collateralized-debt obligations.

- Hong Kong stocks fell, with the benchmark index dropping for a second straight week, on continued concern China is stepping up measures to curb its real estate market.** China Resources Land Ltd., a state-controlled developer, slid 3%. China Cosco Holdings Co. declined 2.3% after the world's largest operator of dry-bulk ships slumped to an annual loss. Aluminum Corp. of China Ltd., the nation's largest aluminum producer, retreated 1.8% after metal prices fell. The Hang Seng Index dropped 1% to close at 21,244.49, extending its losses this week to 2.8%.
- Singapore's Straits Times Index gained 0.3% to 2,988.49 at the close, paring last week's decline to 0.6%. Three stocks dropped for every two that rose on the 30-member gauge.** Shares on the measure trade at 15.1 times estimated earnings, compared with about 17.5 times at the beginning of the year. Golden Agri-Resources Ltd. (GGR SP), the world's second-biggest palm oil producer, rose 1.7% to 61 Singapore cents. Indofood Agri Resources Ltd. (IFAR SP), the palm plantation unit of Indonesia's biggest noodle maker, increased 3% to S\$2.43.
- The FTSE Bursa Malaysia Kuala Lumpur Composite Index (FBM KLCI) ended marginally lower by 0.23 point to 1336.78 points on Friday.** Market volatility continued on the local bourse with the index sliding some 6.1 points to 1326.67 points last Monday due to selling pressures as investor confidence was shaken over civil fraud charges filed against Goldman Sachs. However, the FBM KLCI gained its footing the next day, rising some 9.23 points by the end of market trade. The best performing index member over the week was MISC Bhd, which saw its share price gain 4.17% to end at RM9, after AmResearch upgraded the stock to a "buy" from a "hold" in line with a recovery in tanker rates. The local bourse was range-bound for last week despite several positive corporate news came from Tenaga Nasional and Bursa Malaysia. The Consumer Price Index for March rose by 1.3% to 113.2 from 111.7 in the same period last year. On a weekly basis, the FBM KLCI rose by 4.01 points to 1,336.78 from 1,332.77 last Friday.

ECONOMIC HIGHLIGHTS

- **U.S.: The index of U.S. leading indicators rose in March by the most in 10 months**, a sign the economy will keep growing into the second half of the year. The 1.4% increase in the New York-based Conference Board's measure of the outlook for three to six months was more than anticipated and followed a revised 0.4% gain in February. *(Bloomberg)*
- **U.S.: Sales of previously owned homes rose in March for the first time in four months** as buyers took advantage of a government tax credit and the weather improved. Purchases climbed 6.8% to a 5.35 million annual rate. *(Bloomberg)*
- **U.S.: New orders for big-ticket US manufactured goods unexpectedly fell in March**, government data showed Friday, in a move the Commerce Department said reflected a drop in sales of civilian aircraft. After rising for three straight months, orders for durable goods fell 1.3% over last month, after analysts had expected a 0.1% growth. *(AFP)*
- **U.S.: Sales of newly constructed single-family houses in the United States shot up by nearly 27% in March** compared to the previous month. Compared to March last year, new home sales were up nearly 24%, the seasonally adjusted data, which were released jointly by the Census Bureau and Department of Housing and Urban Development, showed. *(AFP)*
- **E.U.: The euro area's budget deficit widened to more than double the European Union's 3% limit in 2009**, led by Greece and Ireland. The total budget gap for the 16-nation euro region widened to 6.3% of gross domestic product last year, the biggest since the introduction of the euro in 1999, from 2% in 2008. At 14.3% of GDP, Ireland had the largest shortfall, while Greece's deficit was 13.6%. *(Bloomberg)*
- **E.U.: Europe's services and manufacturing industries expanded more than economists forecast in April** as an export-led recovery prompted companies to step up production. A composite index based on a survey of euro-area purchasing managers in both industries rose to 57.3 from 55.9 in March. That's the highest since August 2007. *(Bloomberg)*
- **E.U.: New industrial orders rose by 1.5% in February** compared with the previous month. Compared with the same month last year, new industrial orders increased 12.2% in the eurozone. *(Xinhua)*
- **Japan: Household sentiment rose to the highest level in more than two years in March**, adding to evidence that households are reaping the benefits of the nation's export-led rebound. The confidence index climbed to 40.9 last month from 39.8 in February, the highest since October 2007. It was the third consecutive advance. *(Bloomberg)*
- **Japan: Exports grew for a fourth month in March**, evidence that sustained gains in overseas demand are fueling the recovery as prices slump at home. Shipments abroad advanced 43.5% from a year earlier. *(Bloomberg)*
- **Japan: The Leading Economic Index grew up in February** to 98.5 from 97.9 in January, this represents the biggest increase since 2007. A result above 50 is positive (or bullish) for the JPY, whereas a result below 50 is seen as bearish. *(Nasdaq)*
- **Japan: Demand for services fell less than economists estimated in February**, highlighting an economic recovery that is starting to benefit households. The tertiary index slipped 0.2% from January, when it gained a revised 2.5%. *(Bloomberg)*
- **Japan: All industry activity dropped 2.3% in February on a monthly comparison**, following a revised 3.4% rise in January. Within the major four sub sectors, only construction activity improved on a monthly basis in February. On an annual basis, all industry activity grew 4.1% in February, much faster than the 1.9% growth seen in the previous month. *(RTT News)*
- **Malaysia: Sales of passenger cars and commercial vehicles in March 2010 increased 25% year-on-year** to 56,139 units from 44,896 units. This brought the January to March sales higher by 27,026 units or 22% when compared with the same period of 2009. The Malaysian Automotive Association (MAA) attributed the higher sales to continued improvement in market sentiment and consumers' confidence. *(Bernama)*
- **Bank Negara Malaysia's international reserves amounted to RM313.1 billion** or equivalent to US\$95.7 billion as at April 15, 2010. The reserves position is sufficient to finance 8.8 months of retained imports and is four times the short-term external debt, said the central bank in a statement Thursday. *(Bernama)*
- **Malaysia: The Consumer Price Index (CPI) for March rose by 1.3% to 113.2** from 111.7 in the same period last year, says the Statistics Department. Compared with the previous month, the CPI remains unchanged at 113.2. The CPI for January to March increased by 1.3% to 113.2 compared with 111.8 in the same period last year due to a rise in the food and non-alcoholic beverages and non-food indices. *(Bernama)*

UPCOMING RELEASE (26 - 30 APR 2010)

US

- April Consumer Confidence by Conference Board on April 27, 2010.
- Announcement of Federal Funds Target Rate by Federal Reserve on April 29, 2010.
- 1Q 2010 GDP Annualized by Bureau of Economic Analysis on April 30, 2010.
- April Consumer Confidence by University of Michigan Survey Research on April 30, 2010.

Eurozone

- March Money Supply (M3) by European Central Bank (ECB) on April 29, 2010.
- April Business Climate Indicator by European Commission on April 29, 2010.
- March Unemployment Rate by Eurostat on April 30, 2010.
- April Consumer Price Index (CPI) by Eurostat on April 30, 2010.

Japan

- March Corporate Service Price (YOY) by Bank of Japan on April 26, 2010.
- March Jobless Rate by Ministry of Internal Affairs on April 30, 2010.
- March Consumer Price Index (CPI) by Ministry of Internal Affairs on April 30, 2010.
- March Industrial Production Index (IPI) by Ministry of Economy, Trade and Industry on April 30, 2010.
- Announcement of Japan Interest Rates by Bank of Japan (BOJ) on April 30, 2010.
- March Housing Starts by Ministry of Land Infrastructure & Transport on April 30, 2010.
- March Construction Orders by Ministry of Land Infrastructure & Transport on April 30, 2010.

China

- March Leading Index by National Bureau of Statistics on April 26-30, 2010.

Malaysia

- March Money Supply M1 by The People's Bank of China on April 30, 2010.