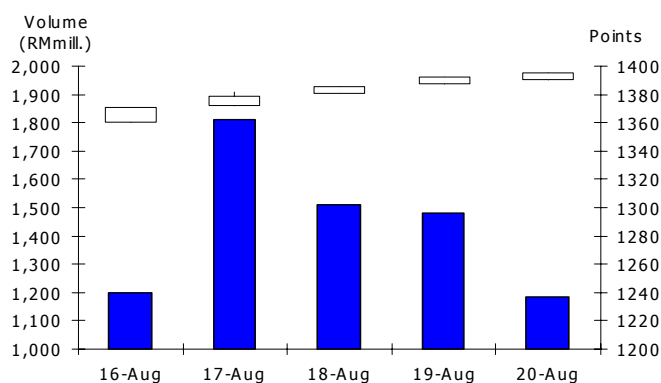


WEEKLY CLOSING IN MAJOR MARKET INDICES

	13-Aug	20-Aug	%wow	%ytd
KL Composite	1360.15	1395.02	2.6	9.6
Dow Jones	10303.15	10213.62	-0.9	-2.1
Nikkei 225	9253.46	9179.38	-0.8	-13.0
DAX Index	6110.41	6005.16	-1.7	0.8
UK FTSE100	5275.44	5195.28	-1.5	-4.0
AUS ORD 30	4480.9	4462.1	-0.4	-8.6
STI Index	2939.97	2936.48	-0.1	1.3
Hang Seng	21071.57	20981.82	-0.4	-4.1
SSE Index	2606.7	2642.307	1.4	-19.4

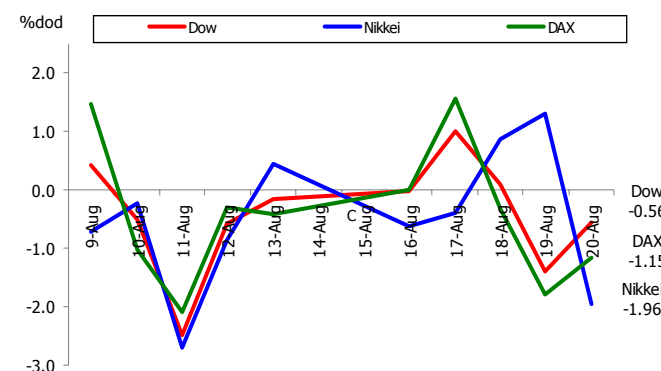
Source: Bloomberg, Bursa Malaysia

KLCI DAILY PERFORMANCE



Source: Bloomberg, Bursa Malaysia

MAJOR STOCK INDICES (DAILY % CHANGE)

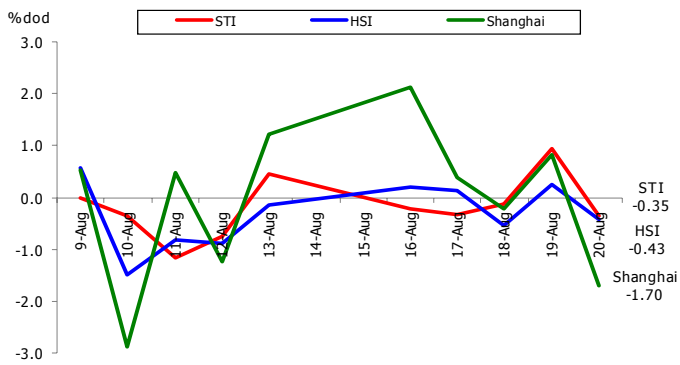


Source: Bloomberg, Bursa Malaysia

STOCK MARKET HIGHLIGHTS

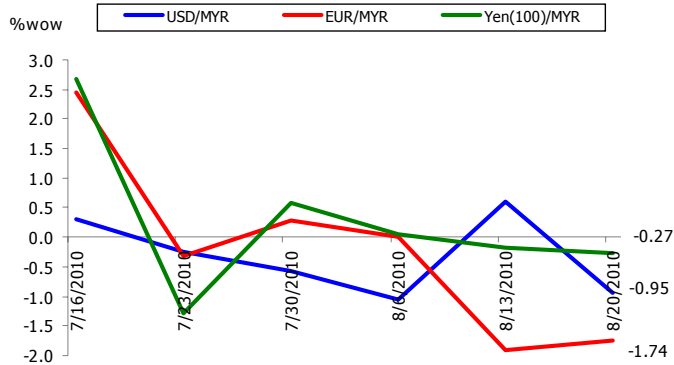
- U.S. stocks fell last week, a second straight weekly decline for major benchmarks, as a drop in commodities pulled oil and metals producers down amid concern the economic rebound may be flagging.** Research In Motion Ltd. slumped 3.5% as the maker of the BlackBerry smartphone was cut to "underweight" at Morgan Stanley. The firm also trimmed its share-price estimate for Hewlett-Packard Co., sending the stock down by 2.2%, the biggest drop in the Dow Jones Industrial Average. Freeport- McMoRan Copper & Gold Inc. and Schlumberger Ltd. declined at least 1% to help lead declines in commodity producers. The Standard & Poor's 500 Index fell 0.4% to 1,071.69, extending a weekly slump to 0.7%. The index pared losses late Friday as utilities gained and technology shares trimmed declines. The Dow slipped 57.59 points, or 0.6%, to 10,213.62. The major indexes capped their first back-to-back weekly drops since July 2 and closed at their lowest levels since July 21.
- U.K. stocks fell, extending the FTSE 100 Index's second straight weekly drop, as declines by mining companies offset a rally in Dana Petroleum Plc and BG Group Plc.** Xstrata Plc and Kazakhmys Plc both sank at least 3% as copper retreated for a second day. British Airways Plc shed 2.8% after technical problems caused delays to European flight traffic throughout the afternoon. Dana Petroleum Plc soared more than 6% after Korea National Oil Corp. made a hostile 1.87 billion-pound (\$2.9 billion) offer for the company. The benchmark FTSE 100 Index dropped 16.01, or 0.3%, to 5,195.28 points at the close in London, extending last week's decline to 1.5%, the largest drop in seven weeks.
- Japanese stocks dropped, sending benchmark gauges to their second weekly decline, after worse-than-expected jobs and manufacturing data in the U.S. and on a report Sharp Corp. will cut output of liquid crystal displays.** Canon Inc., the world's biggest maker of cameras, sank 2.2%. Sharp lost 2.7% after the Nikkei newspaper said Japan's biggest maker of LCDs will reduce panel production. JSR Corp., which makes materials for LCDs, slid 4.4% on UBS AG's rating cut. Nippon Sheet Glass Co., which supplies glass for cars and buildings, had the biggest drop in the Nikkei 225 Stock Average amid speculation it will sell shares. The Nikkei 225 fell 2% to 9,179.38 points. The broader Topix index declined 1.7% to 829.59 with almost 10 times as many stocks retreating as advancing. All 33 industry groups in the Topix dropped. For the end of last week, the Nikkei retreated 0.8%, while the Topix slipped 0.2%. The Nikkei has fallen 13% this year, the most among benchmark indexes in the world's five-largest developed countries, as the yen strengthened and Europe's debt crisis and concern about slowing economic growth in China and the U.S. dented confidence in a global recovery.

REGIONAL STOCK INDICES (DAILY % CHANGE)



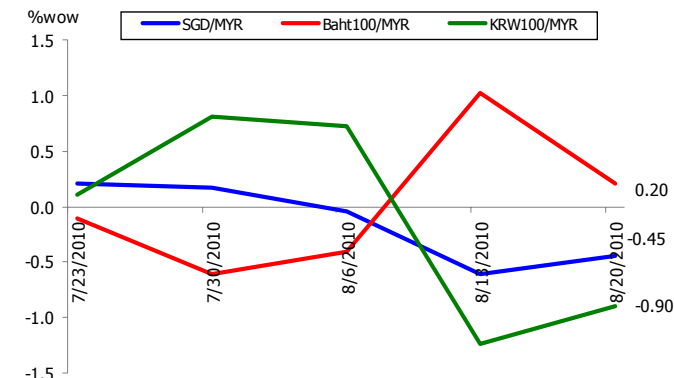
Source: Bloomberg, Bursa Malaysia

RINGGIT vs MAJOR CURRENCIES (WEEKLY % CHANGE)



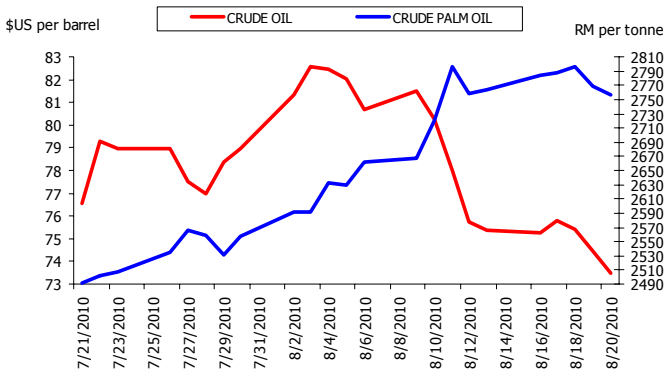
Source: Bloomberg, Bursa Malaysia

RINGGIT vs REGIONAL CURRENCIES (WEEKLY % CHANGE)



Source: Bloomberg, Bursa Malaysia

CRUDE OIL vs CRUDE PALM OIL



Source: Bloomberg, Bursa Malaysia

- Hong Kong stocks fell on Friday, completing the benchmark index's second straight week of losses, as speculation China will maintain policies aimed at curbing asset bubbles and an unexpected increase in U.S. jobless claims fueled concern about the outlook for global growth.** China Resources Land Ltd., a state-controlled developer, dropped 2.7% after a commentary in the People's Daily warned of inflation pressures in the second half of the year. Bank of Communications Co. declined 0.8% after Securities Times said mainland lenders may need to make provisions for bad local government loans. Mobile-phone maker Foxconn International Holdings Ltd. retreated 0.9% after U.S. jobless claims jumped to the highest level since November. The Hang Seng Index lost 0.4% to close at 20,981.82, extending its losses last week to 0.4%. That's the gauge's second straight weekly drop.

- China's stocks fell, paring a weekly gain for the benchmark index, as investors speculated inflation will delay monetary easing and provisions for local-government loans will erode bank profits. Poly Real Estate Group Co. paced declines by developers after a commentary in the People's Daily warned of inflation pressures.** Industrial & Commercial Bank of China Ltd., the country's largest lender, fell after the Securities Times reported banks may need to make provisions for loans to local governments. Jiangxi Copper Co. slid 4.3% as an unexpected increase in U.S. jobless claims fuelled concern the global economy will falter. The Shanghai Composite Index, which tracks the bigger of China's stock exchanges, fell 45.67, or 1.7%, to close at 2,642.31, the most since Aug. 10 and trimming last week's gain to 1.4%. The CSI 300 Index lost 1.9% to 2,898.33. The Shanghai gauge has rebounded 12% from this year's low on July 5 as investors speculated the government would ease property curbs and allow more lending to counter slowing growth. That's pared this year's loss to 19%, after the government increased down-payment requirements on home sales and ordered banks to set aside more deposits as reserves.

- Share prices on Bursa Malaysia closed mixed on Friday as investors took profit on strong gains in a recent rally.** The FTSE Bursa Malaysia Kuala Lumpur Composite Index (FBM KLCI) touched a fresh high in 31 months at 1,395.02, a 0.17% or 2.46 points increase from Thursday. It had opened 2.35 points lower at 1,390.21. Bearish trends in regional bourses following the weaker close on Wall Street overnight prompted investors to reduce their positions. However, continuous buying support in finance stocks and heavyweight counters like Maybank, CIMB, Tenaga Nasional and PLUS Expressways kept the benchmark index above the 1,390-point level. Maybank gained six sen to RM8.13, CIMB and Plus Expressways edged up eight sen each to RM7.70 and RM4.06 respectively while Tenaga Nasional increased seven sen to RM8.79.

ECONOMIC HIGHLIGHTS

- U.S.: Factories lose orders, builders lose confidence.** Orders and sales at New York manufacturers decreased in August for the first time in more than a year and U.S. homebuilders turned more pessimistic, indicating the economic slowdown is becoming broad-based. The Federal Reserve Bank of New York's so-called Empire State factory index today

showed bookings dropped for the first time since June 2009, while sales fell at the fastest pace since March 2009. The National Association of Home Builders/Wells Fargo confidence index unexpectedly declined to a 17-month low. *(Bloomberg)*

- **U.S.: Industrial production rises more than forecast.** Production jumped twice as much as forecast in July, signaling manufacturing is shouldering a U.S. economic recovery that is showing signs of moderating in the second half of the year. Output climbed 1% as factories churned out more computers, appliances, automobiles and industrial machinery, the Federal Reserve said today in Washington. Another report showed work began last month on fewer houses than forecast. *(Bloomberg)*
- **U.S.: Household debt shrank 1.5% in the second quarter.** Consumer indebtedness totaled \$11.7 trillion at the end of June, a decline of 1.5% from the previous three months and down 6.5% from its peak in the third quarter of 2008, according to the New York Fed's first quarterly report on household debt and credit. The report reinforces forecasts for a slowing economy in the second half of 2010 as consumers hold back on spending and rebuild savings. *(Bloomberg)*
- **U.S.: Housing starts in U.S. increased less than forecast in July.** Work began on fewer homes than forecast in July and building permits fell to the lowest level in more than a year, indicating little evidence of a rebound in U.S. construction following an expired tax credit. Housing starts totaled 546,000 at an annual rate last month, less than the 560,000 median estimate of economists surveyed by Bloomberg News and up 1.7% from June, Commerce Department figures showed today in Washington. Building permits dropped 3.1% to a 565,000 pace. *(Bloomberg)*
- **U.S.: Producer prices rise for first time since March.** Wholesale costs in the U.S. increased in July for the first time in four months, signaling slower growth is not resulting in deflation, or a protracted drop in prices that hurts the economy. The producer price index increased 0.2% following a 0.5% drop in June. A measure excluding volatile food and energy costs climbed 0.3%, more than projected and the biggest gain since January. *(Bloomberg)*
- **U.S.: MBA mortgage applications index rose 13% last week on refinancing.** The Mortgage Bankers Association's index rose 13% in the week ended Aug. 13, the Washington-based group said today. Refinancing jumped 17% to reach the highest level since May 2009, while purchases fell 3.4%. The drop in rates that is prompting Americans to lower monthly payments, is doing little to spur sales as unemployment holds close to a 26-year high. Federal Reserve policy makers last week said they will maintain holdings of securities to prevent money from being drained out of the financial system in a bid to keep borrowing costs low and revive economic growth. *(Bloomberg)*
- **U.S.: Jobless claims in U.S. rose to highest since November.** Claims for U.S. jobless benefits jumped to

the highest level since November and Philadelphia-area manufacturing shrank for the first time in a year, indicating the economy may be slowing faster than forecast. The number of unemployment claims unexpectedly shot up by 12,000 to 500,000 in the week ended Aug. 14, Labor Department figures showed today in Washington. The Federal Reserve Bank of Philadelphia's general economic index turned negative in August, signaling contraction. *(Bloomberg)*

- **U.S.: Index of U.S. leading economic indicators rose 0.1% in July.** The index of U.S. leading indicators rose in July for the second time in four months, extending a see-saw pattern that indicates slower growth through the end of the year. The 0.1% gain in the New York-based Conference Board's gauge of the prospects for the economy in the next three to six months followed a 0.3% decline in June that was larger than initially estimated. The June decrease was the biggest since February 2009. *(Bloomberg)*
- **U.K.: House prices fall 1.7% on month in August.** The average asking price for a house in the United Kingdom was down 1.7% in August compared to the previous month, property Web site Rightmove said on Monday. That followed a 0.6% decline in July. Leading the index lower, house prices in the West Midlands declined 4.4%, while prices in London were down 4.1%. On an annual basis, house prices rose 4.3% after collecting 3.7% in the previous month. *(RTT News)*
- **E.U.: Europe economic growth expands at fastest pace since 2006.** Europe's economy expanded more than economists forecast in the second quarter as the fastest growth in Germany in two decades powered the region's recovery. Gross domestic product in the 16-nation euro area increased 1% from the first quarter, when it rose 0.2%, the European Union's statistics office in Luxembourg said today. That's the fastest in four years and the first time the euro region has outpaced the U.S. since the second quarter of 2009. *(Bloomberg)*
- **U.K.: Posts smaller July budget deficit than forecast.** Britain posted a smaller budget deficit in July than economists forecast as stronger economic growth boosted tax receipts, putting the coalition government on course to reduce record levels of borrowing this year. Net borrowing was 3.17 billion pounds (\$5 billion), less than the 4.8 billion-pound median forecast in a Bloomberg News survey of 14 economists, the Office for National Statistics said in London today. In separate data, retail sales jumped 1.1% in July, the most in five months, and an index of factory orders rose to a two-year high in August. *(Bloomberg)*
- **E.U.: Europe inflation accelerates to fastest since 2008 on rising energy prices.** Consumer prices in the 16 nations that use the euro increased 1.7% from a year earlier after rising 1.4% in June, the European Union statistics office in Luxembourg said today, confirming a flash estimate on July 30. That's the fastest inflation since November 2008. Accelerating price increases may complicate the European Central Bank's gradual exit strategy from its non-standard measures as tighter monetary policy could damp the economic rebound later in the year. Slower growth in the U.S. and China may crimp euro-area exports, a mainstay of the recovery so far, and fiscal-austerity measures across Europe may curb domestic spending in the region. *(Bloomberg)*

UPCOMING RELEASE (23-27 AUGUST 2010)

US

- July Existing Home Sales by National Association of Realtors on August 23, 2010.
- Weekly Mortgage Applications by Mortgage Bankers Association on August 24, 2010.
- July Durable Goods New Orders by US Census Bureau on August 25, 2010.
- July New Home Sales by U.S. Census Bureau on August 25, 2010.
- 2Q 2010 Home Price Index by S&P/Case Shiller on August 25, 2010.
- June Home Price Index by S&P/Case Shiller on August 25, 2010.
- Weekly Initial Jobless Claims by Department of Labor on August 26, 2010.
- 2Q 2010 GDP Annualized by Bureau of Economic Analysis on August 27, 2010.
- 2Q 2005 Personal Consumption by Bureau of Economic Analysis on August 27, 2010.

Eurozone

- August Composite PMI Output by NTC Research on August 23, 2010.
- July Money Supply (M3) by European Central Bank (ECB) on August 26, 2010.

Japan

- July Corporate Service Price (YOY) by Bank of Japan on August 23, 2010.
- July Merchandise Trade Balance Ministry of Economy, Trade and Industry on August 24, 2010.
- July Jobless Rate by Ministry of Internal Affairs on August 25, 2010.
- July Job-to-Applicant Ratio by Ministry of Health, Labour & Welfare on August 25, 2010.
- August Consumer Price Index (CPI) by Ministry of Internal Affairs on August 26, 2010.

China

- July Leading Index by National Bureau of Statistics on August 22-26, 2010.

Malaysia

- July Money Supply (M3) by Bank Negara Malaysia (BNM) on August 27, 2010.

- **Japan: Economy grows at slowest pace in three quarters, missing estimates.** Japan's economy expanded at the slowest pace in three quarters, missing the estimates of all economists surveyed as global demand cooled and stimulus effects wore off. Gross domestic product rose an annualized 0.4% in the three months ended June 30 from a revised 4.4% expansion in the first quarter, the Cabinet Office said today in Tokyo. The median estimate of 19 economists surveyed by Bloomberg News was for annual growth of 2.3%. (*Bloomberg*)
- **Malaysia: Sales of motor vehicles rose by 3% to 53,482 units in July 2010** from 51,967 units in the same period last year. On a year-to-date basis, sales increased by 17% to 354,559 units from 303,272 units previously, said the Malaysian Automotive Association (MAA). However, this was lower than the year-to-date growth for June 2010 of 20%, the association said. (*Bernama*)
- **Malaysia: Malaysia recorded a strong growth of 8.9% in the second quarter of 2010 compared with 10.1% in the first quarter,** driven by sustained expansion in domestic demand and robust growth in external demand. In the second-quarter of last year, it recorded -3.9% growth. Bank Negara Malaysia governor, Tan Sri Dr Zeti Akhtar Aziz, said for the first half of 2010, the economy grew by 9.5% against -5.1% in the same period of 2009. The stronger domestic demand was due to higher spending by the private and public sectors while expansion in external demand spurred domestic production. On the supply side, she said, major economic sectors continued to record strong growth during the quarter, led by the manufacturing and services sectors. (*Bernama*)