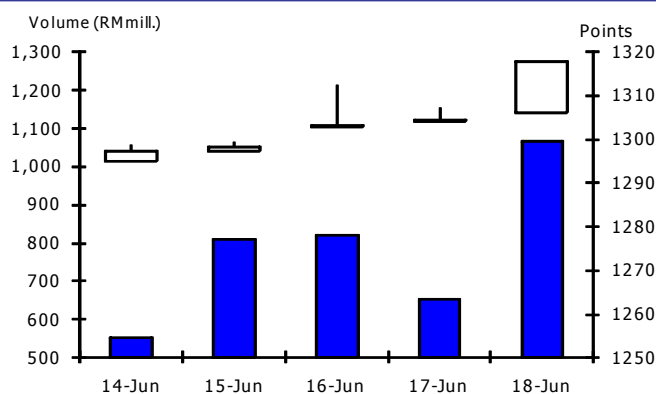


WEEKLY CLOSING IN MAJOR MARKET INDICES

	11-Jun	18-Jun	%wow	%ytd
KL Composite	1,294.67	1317.69	1.8	3.5
Dow Jones	10,211.07	10450.64	2.3	0.2
Nikkei 225	9,705.25	9995.02	3.0	-5.2
DAX Index	6,047.83	6216.98	2.8	4.4
UK FTSE100	5,163.68	5250.84	1.7	-3.0
AUS ORD 30	4,516.50	4574.1	1.3	-6.3
STI Index	2,796.29	2833.4	1.3	-2.2
Hang Seng	19,872.38	20286.71	2.1	-7.3
SSE Index	2,569.94	2513.222	-2.2	-23.3

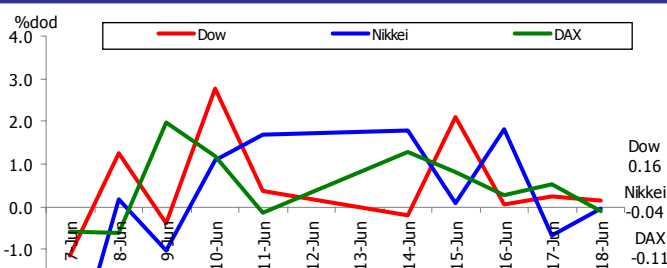
Source: Bloomberg, Bursa Malaysia

KLCI DAILY PERFORMANCE



Source: Bloomberg, Bursa Malaysia

MAJOR STOCK INDICES (DAILY % CHANGE)

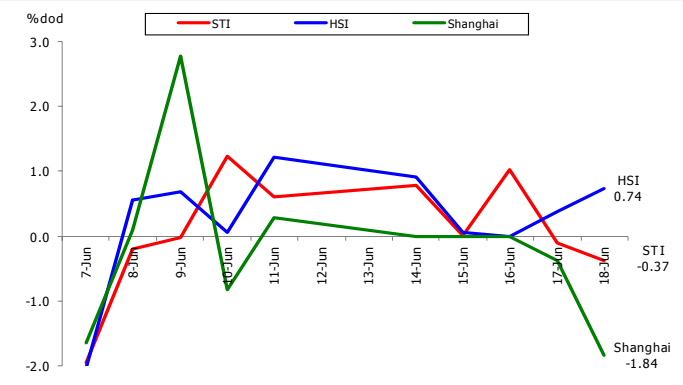


Source: Bloomberg, Bursa Malaysia

STOCK MARKET HIGHLIGHTS

- U.S. stocks rose, capping the market's biggest two-week rally since November, after New York-area manufacturing expanded and Europe's efforts to contain its debt crisis bolstered confidence in the global economy.** Caterpillar Inc. and United Technologies Corp. each advanced at least 4.4% last week. Apple Inc. jumped 8.1% on optimism over the new version of its iPhone. Intel Corp. climbed 3.7% to pace gains in semiconductor stocks after Taiwan Semiconductor Manufacturing Co., the world's largest contract maker of chips, boosted its market forecast. The S&P 500 rose 2.4% over the past five days to 1,117.51, adding to the previous week's 2.5% advance. The Dow Jones Industrial Average advanced 239.57 points, or 2.3%, to 10,450.64. Both measures erased losses for the year.
- U.K. stocks closed little changed; ending the longest stretch of gains for the benchmark FTSE 100 Index since July 2009, as declines in companies from BT Group Plc to GlaxoSmithKline Plc offset a rally by gold producers.** BT Group, Britain's largest fixed-lined phone company, and Glaxo, the biggest drugmaker, fell at least 1.5%. Fresnillo Plc and Randgold Resources Ltd. climbed more than 2% as gold advanced to a record in New York. The FTSE 100 slipped 3% year to date to end the week at 5,250.84 points, nevertheless gained 1.7% for the week ended, after swinging between gains and losses at least eight times on Friday.
- Japanese stocks fell last Friday with consumer lenders sliding and dragging down banks as a stricter lending rule clouded earnings prospects.** Softbank Corp. and Daikin Industries Ltd. climbed on analysts' ratings. Acom Co., the nation's largest consumer lender by market value, slumped 5.6%, while Mitsubishi UFJ Financial Group Inc., which owns 37% of the company, lost 1.4%. Softbank, Japan's sole provider of Apple Inc.'s iPhone, jumped 2.7% after Nomura Holdings Inc. raised its price estimate. Daikin, an air-conditioner maker, advanced 2.1% after Credit Suisse lifted its rating to "outperform." The Topix index dipped 0.3% to 884.64 at the close in Tokyo. The Nikkei 225 Stock Average lost 0.04% to 9,995.02, trimming its weekly gain to 3%.
- Hong Kong stocks advanced, driving the Hang Seng Index to its longest winning streak in more than four years, as a Spanish bond sale eased concerns about Europe's debt crisis.** HSBC Holdings Plc, Europe's largest bank, gained 1.1%, while London-based Standard Chartered Plc climbed 3.8%. Zijin Mining Group Co., China's largest gold producer, rose 3.2% as bullion traded near a record high. Tencent Holdings Ltd., China's biggest Internet company by market value, jumped 3.8% after China Business News said the company agreed to develop services with Cisco Systems Inc. The Hang Seng Index closed 0.7% higher at 20,286.71 in

REGIONAL STOCK INDICES (DAILY % CHANGE)

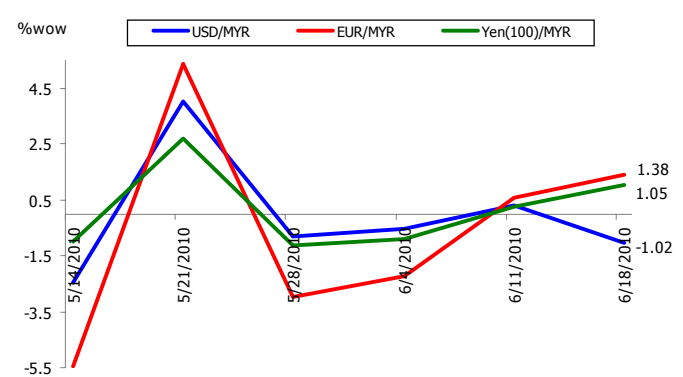


Source: Bloomberg, Bursa Malaysia

Hong Kong, the highest level since May 13. The index had risen 2.1% for the past week, the most since the week ended April 9. The Hang Seng China Enterprises Index of Chinese companies' so-called H-shares added 0.3% to 11,622.69.

- **China's pledge to increase the flexibility of its exchange rate won't reverse the trend of the stock market, as factors that constrain equities still remain.** Yuan forwards strengthened to a seven-week high. The Shanghai gauge fell 2.2% last week on concern valuations for pharmaceutical and technology companies were excessive relative to the earnings outlook. It has lost 23% this year on concern government measures to rein in housing prices and the European debt crisis will damp growth.

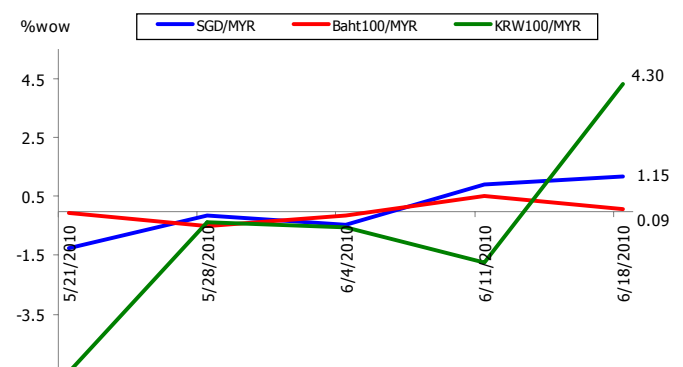
RINGGIT vs MAJOR CURRENCIES (WEEKLY % CHANGE)



Source: Bloomberg, Bursa Malaysia

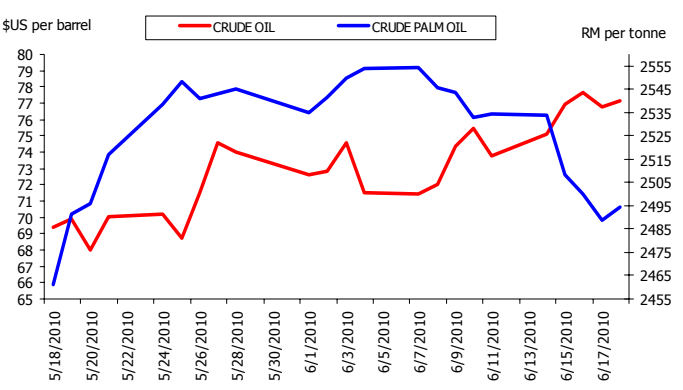
- **Share prices on Bursa Malaysia ended broadly higher Friday on gains in selected heavyweights and lower-liners.** The FTSE Bursa Malaysia Composite Index (FBM KLCI) increased by 13.22 points, or 1.01%, to close at 1,317.69. It opened 1.7 points higher at 1,306.17 from Thursday's close of 1,304.47. Market players continued to take cue from the overnight gains on Wall Street and seemed less worried about the debt issue in the Euro-zone, they said. Gainers thrashed decliners by 416 to 193, while 278 counters were unchanged, 481 untraded and 33 others suspended. Of the heavyweights, Maybank added five sen to RM7.52, CIMB rose two sen to RM6.95, Sime Darby increased seven sen to RM7.98, Maxis went up one sen to RM5.31 and MISC gained one sen to RM5.31. Among the active stocks, Talam Corp and Affin-WC were flat at 12.5 sen and half a sen, respectively.

RINGGIT vs REGIONAL CURRENCIES (WEEKLY % CHANGE)



Source: Bloomberg, Bursa Malaysia

CRUDE OIL vs CRUDE PALM OIL



Source: Bloomberg, Bursa Malaysia

ECONOMIC HIGHLIGHTS

- **U.S.: Consumer prices slide in May.** Prices in the US fell for the second month running in May, as the US economy managed to sustain growth without inflation, but unemployment remains a looming threat. The consumer price index declined by 0.2% from April to May, according to labour department figures. That was in line with economists' expectations, as the cost of living was pulled back by falling energy prices. Compared with a year ago, prices are up by a mild 2%. In May, core prices, which exclude food and energy, ticked up by 0.1%. The slight rise was fuelled by higher prices of tobacco, clothing, housing, cars and medical care. The closely watched core measure has climbed by 0.9% in the past year. The monthly fall in consumer prices echoes figures from Wednesday that showed wholesale prices were also on the decline. (*Financial Times*)
- **U.S.: Factories lead rebound as housing falls.** Production in the U.S. rose by the most since August and builders broke ground on fewer homes than projected, showing manufacturing is sustaining the recovery as the housing market retreats following the expiration of a government tax credit. Output at factories, mines and utilities increased 1.2% last month after a 0.7% gain in April, a Federal Reserve report in Washington showed today. Housing starts fell 10%, the biggest decline since March 2009, according to figures from the Commerce Department. (*Bloomberg*)
- **U.K.: Unemployment count climbs to 2.47 million.** The number of unemployed people in the UK rose to 2.47 million for the three months to April, pushing the jobless rate to 7.9% during the same period. Moreover, the number of people without a job for over 12 months shot up to 772,000, the highest in 13 years. "The number of unemployed people increased by 23,000 over the quarter to reach 2.47 million," the Office for National Statistics said in a statement on Wednesday. Going by the latest data, the unemployment rate rose by 0.1% to 7.9% for the three months to April. (*beta.profit.ndtv.com*)
- **U.K.: Consumer confidence slumps most since July 2008.** U.K. consumer confidence dropped in May by the most since July 2008 as Britons became more pessimistic about the economy, Nationwide Building Society said. The index of sentiment slumped 10 points from April to 65, erasing most of the gains in confidence seen in the previous 10 months, the customer-owned lender said in an e-mailed statement today. A gauge measuring expectations for the economy in the next six months fell 12 points to 93. (*Bloomberg*)
- **U.K.: House price balance jumps 22% in May – RICS.** The United Kingdom housing market saw a net balance of 22% of surveyors reporting a rise in prices in May versus those who saw declines, the Royal Institution of Chartered Surveyors said on Tuesday. That marks the highest level since January, and it handily beat forecasts for a 15.0% increase following the revised 19% gain in April. Buyer interest also increased in May, the survey showed, rising to 10% from 9% in the previous month. Also, new vendor instruction rose to 21% from 11% a month earlier. (*RTT News*)
- **E.U.: European industrial output rises more than estimated amid demand for steel.** European industrial production increased more than economists forecast in April, led by demand for intermediate goods such as steel and car engines. Output in the economy of the 16 nations using the euro rose 0.8% from March, the European Union's statistics office in Luxembourg said today. Economists had projected a gain of 0.5%, the median of 33 estimates in a Bloomberg survey showed. From a year earlier, April production jumped 9.5%, the biggest gain since the data started in 1991. (*Bloomberg*)
- **Japan: Services demand gains as Japan's economic recovery spreads to households.** Japan's demand for services rose for the first time in three months, a sign the economic recovery is spreading to households. The tertiary index, which captures 63% of the economy, advanced 2.1% from March, the Trade Ministry said today in Tokyo. The median forecast of 21 economists surveyed by Bloomberg News was for a 2.5% increase. Today's report adds to evidence that the export-fueled recovery is prompting consumers to spend. Employers increased pay for a second month in April as they had staff work more hours to keep up with growing demand, and consumer spending rose in the first quarter. (*Bloomberg*)
- **Japan: Japanese large manufacturers' outlook improved in the second quarter. Japan's BSI Survey** of large manufacturers showed sentiment firmed in the second quarter, with further improvement expected in the second half of the year, according to figures published by the Ministry of Finance. A gauge of domestic economic conditions rose since the third quarter of last year while the one tracking employment fell the least since the fourth quarter of 2008. While the outcome seems to spell good news for Japan's export-led recovery, other indicators including April's labor market figures hint firms are becoming reluctant about future demand amid fears of a slowdown in China, hitherto the top engine of the boom in overseas sales, as Beijing seeks to slow the buoyant economy in a bid to contain runaway inflation. (*Daily FX*)
- **China: May foreign investment rises for 10th month, exceeding forecasts.** Foreign direct investment in China rose for a 10th month in May, adding to evidence that the nation is weathering the European debt crisis. Investment rose 27.5% to \$8.13 billion, the Ministry of Commerce said in a statement today. That was more than the 23.2% median forecast of four economists surveyed by Bloomberg News. Foreign investment in the first five months of the year rose 14.3% to \$38.9 billion, the ministry said. (*Bloomberg*)
- **Malaysia: The Consumer Price Index (CPI) rose 1.6% last month in line with market expectations.** The index increased to 113.5 from 111.7, led by a rise in the index for food and non-alcoholic beverages and non-food, the Statistics Department said. Compared to April, the CPI was up 0.3%. (*Business Times*)
- **Malaysia: Vehicle sales rose again in May 2010, with the year-on-year volume up 16% to 50,845 units from 43,985 units, said the Malaysian Automotive Association (MAA).** In a statement, MAA

said yesterday that for the January to May period, sales rose by 20% to 247,072 units versus 206,060 units a year earlier. MAA cited the continued favorable market conditions and the increase in output to keep up with demand. Sales of passenger vehicles in May rose to 46,229 from 40,159 units the year before while that of commercial vehicles increased to 4,616 from 3,826 units. *(The Star)*

UPCOMING RELEASE (21-25 JUNE 2010)

US

- May Existing Home Sales by National Associate of Realtors on June 22, 2010.
- House Price Index for April on June 22, 2010.
- May New Home Sales by U.S. Census Bureau on June 23, 2010.
- May Durable Goods New Orders by US Census Bureau on June 24, 2010.
- Weekly Initial Jobless Claims by Department of Labor on June 24, 2010.
- 1Q 2010 GDP Annualized by Bureau of Economic Analysis on June 25, 2010.
- 1Q 2010 Personal Consumption by Bureau of Economic Analysis on June 25, 2010.

Eurozone

- April Current Account by European Central Bank (ECB) on June 22, 2010.
- April Consumer Confidence Indicator by European Commission on June 22, 2010.
- June Retail PMI Euro-zone Actual Sales by NTC Research on June 23, 2010.
- April Industrial New Orders by Eurostat on June 24, 2010.

Japan

- April All Industrial Activity Index by Ministry of Economy, Trade & Industry (Japan) on June 21, 2010.
- May Merchandise Trade Balance Ministry of Economy, Trade and Industry on June 23, 2010.
- May Corporate Service Price (YOY) by Bank of Japan on June 23, 2010.
- May Consumer Price Index (CPI) by Ministry of Internal Affairs on June 24, 2010.

Malaysia

- June Consumer Price Index (CPI) by Ministry of Internal Affairs on 22 June, 2010.