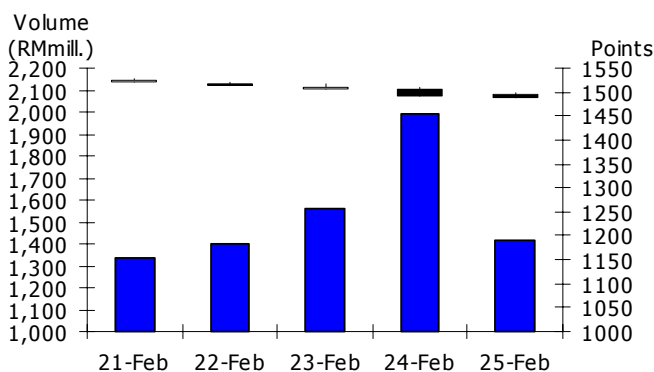


WEEKLY CLOSING IN MAJOR MARKET INDICES

	18-Feb	25-Feb	%wow	%ytd
KL Composite	1,517.56	1,489.27	-1.9	17.0
Dow Jones	12,391.25	12,130.45	-2.1	16.3
Nikkei 225	10,842.80	10,526.76	-2.9	-0.2
DAX Index	7,426.81	7,185.17	-3.3	20.6
UK FTSE100	6,082.99	6,001.2	-1.3	10.9
AUS ORD 30	5,026.10	4,924.9	-2.0	0.9
STI Index	3,086.92	3,025.16	-2.0	4.4
Hang Seng	23,595.24	23,012.37	-2.5	5.2
SSE Index	2,899.79	2,878.56	-0.7	-12.2

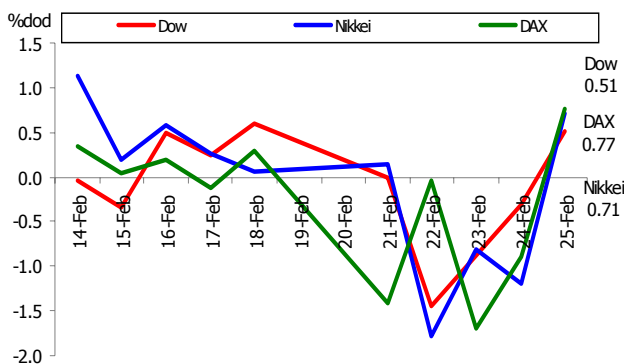
Source: Bloomberg, Bursa Malaysia

KLCI DAILY PERFORMANCE



Source: Bloomberg, Bursa Malaysia

MAJOR STOCK INDICES (DAILY % CHANGE)

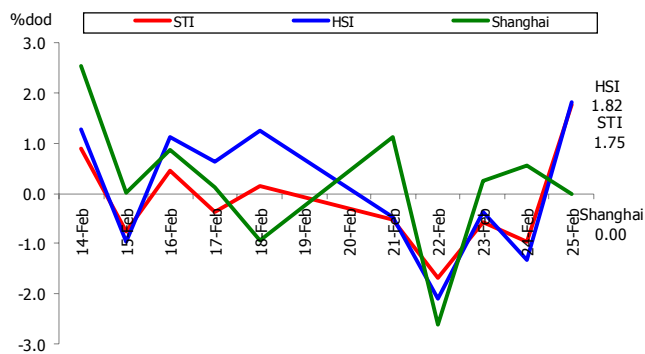


Source: Bloomberg, Bursa Malaysia

STOCK MARKET HIGHLIGHTS

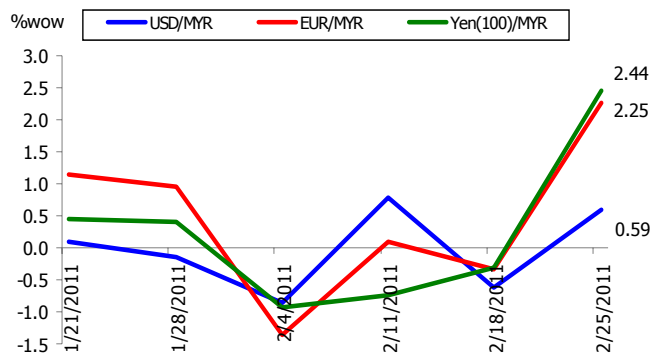
- U.S. stocks rose, preventing the biggest weekly drop in the Standard & Poor's 500 Index since August, as confidence among American consumers beat forecasts and climbed to the highest level in three years.** Boeing Co. had the biggest rally in more than a month, rising 2.2%, after defeating European Aeronautic, Defence & Space Co. for a \$35 billion Air Force tanker program. Intel Corp. gained the most in the Dow Jones Industrial Average, adding 2.7%, as Longbow Research advised buying the shares. Salesforce.com Inc., the largest supplier of customer-management software, jumped 3.4% after forecasting revenues that exceeded analysts' projections. The S&P 500 rose 1.1% to 1,319.88 at 4 p.m. in New York. The benchmark gauge fell 1.7% last week, the most since November. The Dow advanced 61.95 points, or 0.5%, to 12,130.45 today. The Chicago Board Options Exchange Volatility Index, which measures the cost of using options as insurance against declines in the S&P 500, tumbled 9.9%, the most since November, to 19.22.
- U.K. stocks advanced, trimming a weekly decline for the FTSE 100 Index, as London Stock Exchange Group Plc opened more than four hours late after a technical glitch halted trading.** Spectris Plc soared 12% after reporting pretax profit that beat analysts' estimates. Rank Group Plc advanced 5.3% after operating profit rose. Lloyds Banking Group Plc, Britain's biggest mortgage lender, tumbled as the bank said rising funding costs will squeeze profit margins in 2011. The benchmark FTSE 100 climbed 1.4% to 6,001.2 in London. The gauge has still dropped 1.3% last week as the price of oil headed for its biggest weekly gain in two years.
- Japanese stocks rose for the first time in four days as oil retreated and economic reports tempered concern about turmoil in the Middle East.** Sony Corp., Japan's biggest electronics exporter, gained 1.2%. Sharp Corp., a maker of flat-screen panels that gets almost half of its sales abroad, advanced 2% after the yen weakened. Mizuho Financial Group Inc., Japan's third-largest publicly traded bank, rose 1.9%. Toyota Motor Corp., the world's No. 1 carmaker, climbed 2.2% after Credit Suisse Group AG raised its rating on the stock. The Nikkei 225 Stock Average rose 0.7% to 10,526.76 at the close in Tokyo. The broader Topix index gained 0.8% to 941.93, with more than three stocks advancing for each that fell. Both gauges had the biggest gain since Feb. 14.
- Hong Kong stocks rose, halting a four-day drop, as airlines gained after crude oil fell below \$100 a barrel, and AIA Group Ltd. climbed after reporting better-than-estimated earnings.** Cathay Pacific Airways Ltd., the city's biggest airline, advanced 3.6%. AIA Group Ltd., the third-largest Asian insurer by market value, jumped 5.7%. Sun Hung

REGIONAL STOCK INDICES (DAILY % CHANGE)



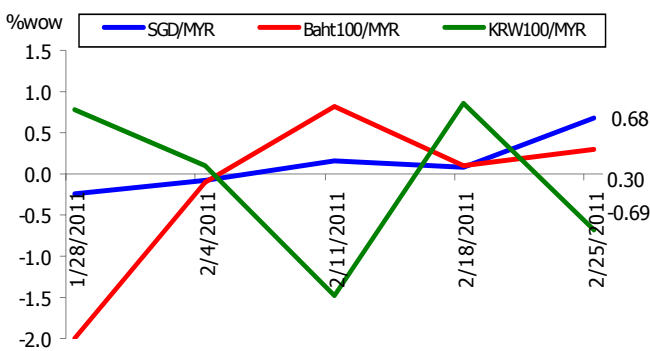
Source: Bloomberg, Bursa Malaysia

RINGGIT vs MAJOR CURRENCIES (WEEKLY % CHANGE)



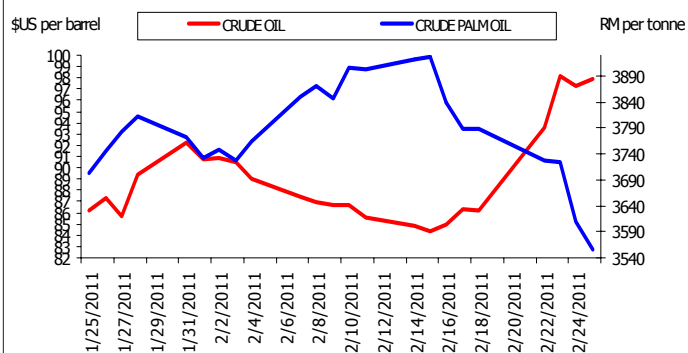
Source: Bloomberg, Bursa Malaysia

RINGGIT vs REGIONAL CURRENCIES (WEEKLY % CHANGE)



Source: Bloomberg, Bursa Malaysia

CRUDE OIL vs CRUDE PALM OIL



Source: Bloomberg, Bursa Malaysia

Kai Properties Ltd. climbed 2.4% after Reuters said the developer and Guoco Group Ltd. may invest in a fund to develop Shanghai's waterfront Bund district. The Hang Seng Index increased 1.8% to close at 23,012.37. The gain halted its 4.2% decline in the last four days, and pared its decline for last week to 2.5%.

- Most China stocks fell on Friday, adding to the benchmark index's first weekly drop in more than a month, on concern higher oil prices caused by Middle East tensions will curb earnings growth.** China Petroleum & Chemical Corp., the nation's largest refiner, slid to the lowest in five weeks, and China Southern Airlines Co. lost 1% after oil prices climbed to the highest in 29 months on Thursday. Industrial & Commercial Bank of China Ltd., the world's largest bank by market value, led gains for lenders after Citigroup Inc. recommended large companies including banks. Jiangxi Copper Co. climbed 2.1%. The Shanghai Composite Index lost 0.04 points, or less than 0.1%, to 2,878.57 at the 3 p.m. close. About 448 stocks fell, 420 rose and 62 were unchanged. The measure slumped 0.7% last week, the first decline in five weeks. The CSI 300 Index added 0.2% to 3,197.62 last week. The Shanghai gauge has gained 2.5% this year on speculation the world's second-biggest economy is withstanding tightening measures. The central bank has boosted banks' reserve requirement ratio eight times since the start of 2010, while raising interest rates three times. The inflation rate rose to 4.9% in January, compared with a 28-month high of 5.1% in November, according to the statistics bureau.

- Stocks suffered another bout of selling which accelerated late last week as investors reduced exposure given concerns escalating tensions in the Arab world, specifically in Libya, will disrupt crude oil supplies which caused prices to spike up above the US\$100 (RM305) a barrel mark. Hence, increasing worries rising inflation would stall the global economic recovery.** As a consequence, the blue-chip benchmark FTSE Bursa Malaysia Kuala Lumpur Composite Index (FBM KLCI) gave back 28.29 points, or 1.86%, last week to settle at 1,489.27, a fresh two-month low, with Axiata (-27sen), MISC (-73 sen), KLK (-RM1.82), CIMB (-17sen) and Sime Draby (-18 sen) representing two-thirds of the index's loss. Average daily traded volume and value slowed moderately to 1.73 billion shares and RM2.11 billion respectively, compared to the 1.77 billion shares and RM2.12 billion average the previous week.

ECONOMIC HIGHLIGHTS

- U.S.: Home prices in 20 U.S. cities fall 2.4% from year earlier.** Residential real-estate prices dropped in the 12 months to December by the most in a year, a sign the U.S. housing market is struggling even as the rest of the economy recovers. The S&P/Case-Shiller index of home values in 20 cities fell 2.4%, the biggest year-over-year decrease since December 2009, the group said in New York. The median forecast of economists surveyed by Bloomberg News projected a 2.3% decrease. (Bloomberg)
- U.S.: Consumer confidence in U.S. increases to three-year high.** Confidence among U.S. consumers rose in February to the highest level in three years as Americans became more optimistic about their incomes and the economy. The Conference Board's index of sentiment increased to 70.4, the highest since February 2008, from 64.8 the prior month,

figures from the New York-based private research group showed. Economists projected the gauge would be little changed at 65.5, according to the median forecast in a Bloomberg News survey. *(Bloomberg)*

- **U.S.: Consumer comfort increases to highest level since 2008.** Consumer confidence climbed last week to the highest level since April 2008 as Americans grew less pessimistic about their finances. The Bloomberg Consumer Comfort Index, formerly the ABC News U.S. Weekly Consumer Comfort Index, was minus 39.2 in the period to Feb. 20, compared with minus 43.4 the prior week, a report showed. 49% of those polled held positive views on their financial situation, the most in a year. *(Bloomberg)*
- **U.S.: Sales of new U.S. homes dropped more than economists forecast in January.** Purchases of new houses in the U.S. fell more than forecast in January, reflecting declines in the West and South that indicate a California tax credit and bad weather may have played a role. Sales declined 13% to a 284,000 annual pace, figures from the Commerce Department showed in Washington. The median estimate of economists surveyed by Bloomberg News projected a decrease to a 305,000 rate. Demand dropped 37% in the West and 13% in the South. *(Bloomberg)*
- **U.S.: Orders for durable goods in U.S. increase on surge in demand for aircraft.** Orders for U.S. durable goods climbed in January as demand for aircraft rebounded after plunging the prior month. Bookings for goods meant to last at least three years rose 2.7% after a 0.4% drop in December that was smaller than previously estimated, figures from the Commerce Department showed in Washington. Orders excluding transportation equipment unexpectedly dropped, reflecting a recurring pattern of declines in capital goods in the first month of a quarter. *(Bloomberg)*
- **U.S.: Jobless claims fall as U.S. consumer confidence climbs in Bloomberg Index.** Fewer Americans than forecast filed first-time claims to collect jobless benefits last week, indicating companies are reducing the pace of firings as they grow more confident in the economic outlook. Applications for unemployment insurance decreased 22,000 to 391,000 in the week ended Feb. 19, the Labor Department said. Claims have fallen in three of the past four weeks, pushing down the monthly average to the lowest level since July 2008. *(Bloomberg)*
- **U.K.: Home prices jump 3.1% in February – Rightmove.** The asking price for a home in the United Kingdom was up 3.1% in February compared to the previous month, property website Rightmove said last Monday, standing at 230,030 pounds. That follows a 0.3% monthly gain in January. On an annual basis, the asking price rose just 0.3% following the 0.4% increase in the previous month. *(RTT News)*
- **U.K.: Osborne says U.K. inflation 'temporary,' supporting Bank of England's king.** Chancellor of the Exchequer George Osborne said the Bank of England is right to support the U.K.'s economic recovery by looking beyond quicker inflation to maintain interest rates at a record low. The Treasury's effort to reduce the deficit in part by increasing Value Added Tax has added to consumer prices, and the central bank should focus on price stability further in the future, Osborne said. The bank last week said inflation, already at a two-year high, will quicken further to about 4.4 percent before easing by the middle of 2012. *(Bloomberg)*
- **E.U.: Europe services, manufacturing expand at fastest pace in more than 4 years.** Growth in Europe's services and manufacturing industries accelerated to the fastest pace in more than four years in February. A composite index based on a survey of euro-area purchasing managers in the 17-nation euro region in both industries rose to 58.4 from 57 in January, London-based Markit Economics said in an initial estimate. That was the highest since July 2006 and above the 56.9 forecast by economists in a Bloomberg News survey. A figure above 50 indicates expansion. *(Bloomberg)*
- **E.U.: German business confidence unexpectedly rises to record.** German business confidence unexpectedly rose to a fresh record high in February as booming exports spurred hiring and consumer spending. The Munich-based Ifo institute said its business climate index, based on a survey of 7,000 executives, increased to 111.2 from 110.3 in January. That's the highest since records for a reunified Germany began in 1991. Economists predicted the index would hold steady, according to the median of 38 forecasts in Bloomberg News survey. *(Bloomberg)*
- **E.U.: February economic sentiment improves.** Eurozone economic sentiment resumed its upward trend in February, a monthly survey from European Commission showed Thursday. The economic sentiment index rose to 107.8 from 106.8 in January. The index also stayed well above the expected score of 106.8. Matching consensus forecast, consumer sentiment strengthened to minus 10 from minus 11.2. Industrial sentiment also improved in February to 6.5 from 6.1 points. The services confidence index rose to 11.1 from 9.9. *(Bloomberg)*
- **Japan: Export growth slows on lunar new year holiday.** Japan's exports increased less than expected in January and the nation swung to a trade deficit, as a Lunar New Year holiday in the nation's largest Asian markets disrupted demand. Overseas shipments rose 1.4% in January from a year earlier, from December's 12.9% gain, the Finance Ministry said in Tokyo today. The median estimate of 23 economists surveyed by Bloomberg News was for a 7.4% increase. *(Bloomberg)*
- **Japan: Consumer price drop eases as oil, food costs gain.** Japan's consumer prices fell at a slower pace than expected in January, their slide moderated by increases in global energy and food costs. Consumer prices excluding fresh food declined 0.2% from a year earlier, the statistics bureau said in Tokyo. That compared with a median 0.3% drop predicted by 28 economists surveyed by Bloomberg News. Price drops eased for a fourth consecutive month to the slowest since April 2009. *(Bloomberg)*
- **Malaysia: Economy grows fastest in decade, adding pressure for higher rates.** Malaysia's economy expanded 4.8% last quarter, spurring full-year growth to the quickest pace in a decade and putting pressure on the central bank to

take more steps to curb inflation. Gross domestic product expanded for a fifth consecutive quarter even as exports eased, the central bank said in a statement. The gain was more than the 4.6% median estimate of 14 economists surveyed by Bloomberg News. The economy grew 7.2% last year, the most since 2000. Malaysia's government expects growth this year to hold near the 2010 level, an expansion that may prompt the central bank to tighten its monetary policy. Nations from Indonesia to China have boosted interest rates this year, and the International Monetary Fund says the region may need to raise borrowing costs further to limit the risk of overheating. (Bloomberg)

- **Malaysia: International reserves of BNM as at 14 February 2011.** The international reserves of Bank Negara Malaysia amounted to RM338.0 billion (equivalent to USD109.6 billion) as at 14 February 2011. The reserves position is sufficient to finance 8.1 months of retained imports and is 4.3 times the short-term external debt. (Bank Negara Malaysia)

- February Monetary Base Average Outstanding by Bank of Japan on March 1, 2011.
- 4Q 2010 Capital Investment/Spending by Ministry of Finance on March 1, 2011.

China

- February PMI Manufacturing by China Federation of Logistics on February 28, 2011.

Malaysia

- 4Q 2010 Unemployment Rate by Ministry of Human Resource on February 28, 2011.
- January Money Supply (M3) by Bank Negara Malaysia (BNM) on February 28, 2011.
- 4Q 2010 BOP Current Account Balance by Department of Statistics Malaysia (DOSM) on March 3, 2011.
- January External Trade Balance by Department of Statistics Malaysia (DOSM) on March 3, 2011.

UPCOMING RELEASE (February 28- March 4, 2011)

US

- January Personal Income by Department of Commerce on February 28, 2011.
- January Personal Spending by Bureau of Economic Analysis on February 28, 2011.
- January Pending Home Sales by National Association of Realtors on February 28, 2011.
- January Construction Spending by US Census Bureau on March 1, 2011.
- February ISM Manufacturing by Institute for Supply Management on March 1, 2011.
- Weekly Mortgage Applications by Mortgage Bankers Association on March 2, 2011.
- Weekly Initial Jobless Claims by Department of Labor on March 3, 2011.
- February Unemployment Rate by Bureau of Labor Statistics on March 4, 2011.

Eurozone

- January Consumer Price Index (CPI) by Eurostat on February 28, 2011.
- February PMI Manufacturing by Eurostat on March 1, 2011.
- January Unemployment Rate by Eurostat on March 1, 2011.
- January Producer Price Index (PPI) by Eurostat on March 3, 2011.
- 4Q 2010 Gross Domestic Product by Eurostat on March 3, 2011.
- Announcement of ECB Interest Rates by European Central Bank (ECB) on March 3, 2011.

Japan

- January Housing Starts by Ministry of Land Infrastructure & Transport on February 28, 2011.
- January Construction Orders by Ministry of Land Infrastructure & Transport on February 28, 2011.
- January Jobless Rate by Ministry of Internal Affairs on February 28, 2011.
- January Job-to-Applicant Ratio by Ministry of Health, Labour & Welfare on February 28, 2011.