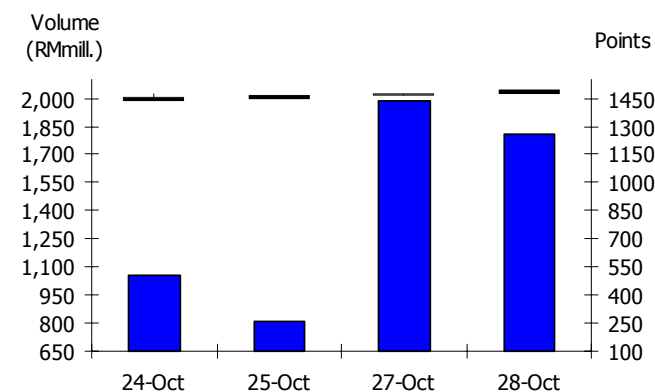


WEEKLY CLOSING IN MAJOR MARKET INDICES

	21-Oct	28-Oct	%wow	%ytd
KL Composite	1,438.83	1,481.82	3.0	-2.4
Dow Jones	11,808.79	12,231.11	3.6	5.6
Nikkei 225	8,678.89	9,050.47	4.3	-11.5
DAX Index	5,970.96	6,346.19	6.3	-8.2
UK FTSE100	5,488.65	5,702.24	3.9	-3.4
AUS ORD 30	4,203.40	4,411.40	4.9	-9.0
STI Index	2,712.41	2,905.72	7.1	-8.9
Hang Seng	18,025.72	20,019.24	11.1	-13.1
SSE Index	2,317.28	2,473.41	6.7	-11.9

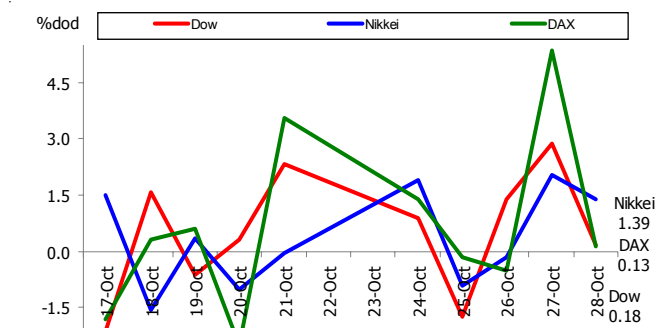
Source: Bloomberg, Bursa Malaysia

KLCI DAILY PERFORMANCE



Source: Bloomberg, Bursa Malaysia

MAJOR STOCK INDICES (DAILY % CHANGE)

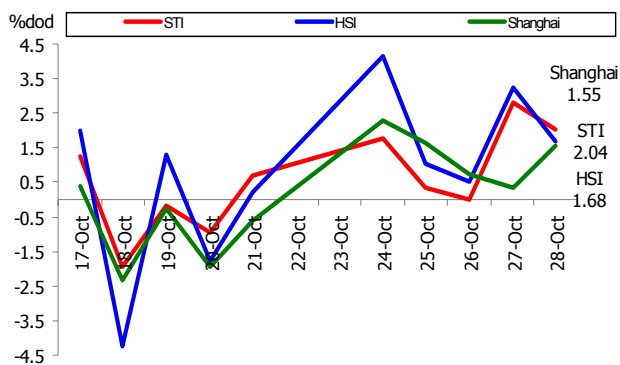


Source: Bloomberg, Bursa Malaysia

STOCK MARKET HIGHLIGHTS

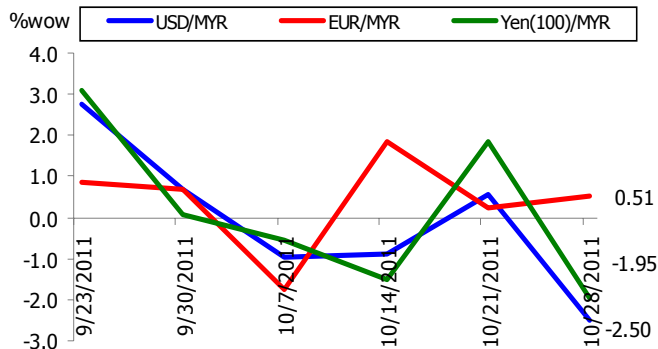
- U.S. stocks advanced, giving the Standard & Poor's 500 Index its longest streak of weekly gains since February, amid speculation of an agreement to contain Europe's debt crisis and further Federal Reserve stimulus.** Morgan Stanley and Wells Fargo & Co. added at least 2.1% as European lenders rallied. Alcoa Inc. and Boeing Co. rose more than 2.8%, pacing gains in companies most-tied to the economy. McDonald's Corp. climbed 3.7% after profit jumped as lower-priced items boosted U.S. store sales. Honeywell International Inc. advanced 5.8% as a recovery in commercial aerospace helped earnings climb 44%. The S&P 500 increased 1.9% to 1,238.25, the highest level since Aug. 3. The gauge rose 1.1% since Oct. 14, gaining for a third straight week. The Dow Jones Industrial Average climbed 267.01 points, or 2.3%, to 11,808.79, erasing its 2011 decline.
- U.K. stocks climbed to an 11-week high as European policy makers considered unleashing \$1.3 trillion to help contain the debt crisis as they sought to break a deadlock between Germany and France.** Miners and banks led the advance. Rio Tinto Group gained 4.5%, tracking copper and other commodities on the London Metal Exchange. Barclays Plc jumped 5.8%. Weir Group Plc surged 5.9% after Bank of America Corp. said the oilfield services company will benefit from increased shale oil production. The benchmark FTSE 100 Index added 103.97, or 1.9%, to 5,488.65 at the close in London, the highest since Aug. 3. The gauge has still tumbled 9.9% since February amid concern that the debt crisis is worsening and the economy is faltering.
- Japanese stocks fell, extending losses for the week on the Nikkei 225 Stock Average, as European leaders mulled a \$1.3 trillion bailout fund ahead of a summit on the region's debt crisis last weekend.** Mitsubishi UFJ Financial Group Inc., Japan's biggest lender by market value, dropped 0.6%. Tokio Marine Holdings Ltd. led declines among Japan's biggest non-life insurers after Jefferies Group Inc. cut ratings to "underperform." Enplas Corp., a producer of plastic parts used in cars and electronics, jumped 8.6% after posting a narrower loss than forecast. The Nikkei 225 was little changed at 8,678.89, ending the week 0.8% lower. The broader Topix index fell 0.2% to 744.21 ahead of a meeting of European leaders last weekend in Brussels. The gauge has dropped 17% this year amid concern Europe's debt crisis will spread to banks.
- Hong Kong stocks rose after a report Europe's leaders are considering a \$1.3 trillion package to fight the region's debt crisis ahead of a summit last weekend.** Cosco Pacific Ltd., which operates container facilities at Greece's Piraeus port, added 2.9%. Aluminum Corp. of China Ltd. gained 2.3% after saying it will buy coking coal from

REGIONAL STOCK INDICES (DAILY % CHANGE)



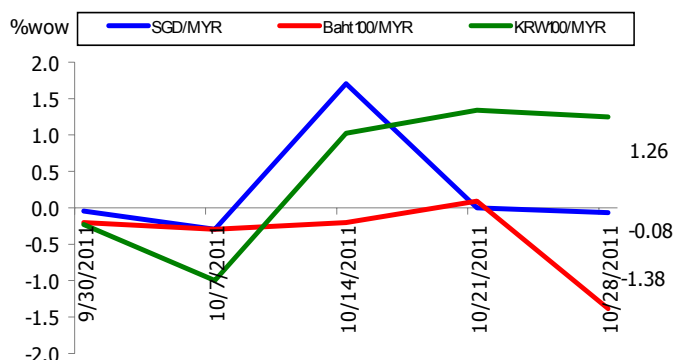
Source: Bloomberg, Bursa Malaysia

RINGGIT vs MAJOR CURRENCIES (WEEKLY % CHANGE)



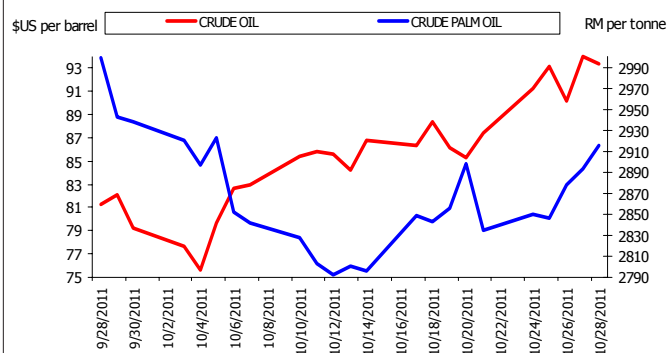
Source: Bloomberg, Bursa Malaysia

RINGGIT vs REGIONAL CURRENCIES (WEEKLY % CHANGE)



Source: Bloomberg, Bursa Malaysia

CRUDE OIL vs CRUDE PALM OIL



Source: Bloomberg, Bursa Malaysia

Mongolia over the next three years. PetroChina Co. lost 0.5% after the Xinhua News Agency said the largest Chinese oil producer may lose more than \$7.8 billion due to a rising resources tax. The Hang Seng Index swung between gains and losses at least 15 times before closing 0.2% higher at 18,025.72. The gauge completed its biggest weekly loss in a month after China reported its slowest economic growth since 2009 and German officials said before a summit on Oct. 23 there won't be a quick fix to Europe's crisis.

- China's stocks fell, capping the benchmark index's steepest weekly drop in five months, on speculation slowing economic growth and the nation's tighter monetary policies are hurting earnings.** PetroChina Co. slid to a one-month low as the nation's largest oil producer said it may have a 2011 refining loss of over 50 billion yuan (\$7.8 billion). Yanzhou Coal Mining Co. led declines for coal producers. China Minsheng Banking Corp. and Huaxia Bank Co. gained at least 1.9% as the finance ministry said cities such as Shanghai will be able to sell debt themselves instead of going through the central government. The Shanghai Composite Index slumped 14.1 points, or 0.6%, to 2,317.28 at the close, extending this week's slump to 4.7%, the most since the week ended May 27. The CSI 300 Index retreated 0.5% to 2,507.88.
- The local stock market whipsawed last week between gains and losses amid conflicting views on the European debt crisis ahead of the summit at the weekend, with concern over disagreements between European leaders offset by reports the rescue fund would be expanded to 2 trillion.** Trading momentum in lower liners and penny stocks improved substantially to put them high on the top gainers list. For the week, the blue-chip benchmark FTSE Bursa Malaysia Kuala Lumpur Composite Index (FBM KLCI) eased 3.6 points, or 0.25%, to 1,438.83, with gains in Tenaga (+23 sen), MISC (+26 sen) and Petronas Chemicals (+9 sen) offsetting losses in CIMB(-11 sen), Genting Bhd (-15 sen) and AMMB (-11 sen). Average daily traded volume and value expanded to 1.48 billion shares and RM1.32 billion from 1.06 billion shares and RM1.3 billion in the previous week, as buying momentum in lower liners and penny stocks increased.

ECONOMIC HIGHLIGHTS

- U.S.: Industrial production in U.S. increases 0.2% on demand for cars, computers.** Industrial production in the U.S. advanced in September on growing demand for automobiles and computers after stalling the prior month, a sign manufacturers are contributing to growth. Output at factories, mines and utilities increased 0.2%, in line with the median estimate in a Bloomberg News survey, after being little changed in August, figures from the Federal Reserve showed. Factory production, which makes up 75% of the total, climbed for a third month. (Bloomberg)
- U.S.: Manufacturing in New York fed region shrinks more than economists forecast.** Manufacturing in the New York region contracted in October at a faster pace than forecast, reflecting a lack of confidence in the U.S. recovery that failed to be confirmed by measures of orders and sales. The Federal Reserve Bank of New York's general economic index rose to minus 8.5 from minus 8.8 in September. Economists projected an improvement to minus 4, based on the median of 53

forecasts in a Bloomberg News survey. Readings less than zero signal companies in the so-called Empire State Index, which covers New York, northern New Jersey, and southern Connecticut, are cutting back. (*Bloomberg*)

- **U.S.: Wholesale prices in U.S. rise more than economists estimated on food, fuel.** Wholesale prices in the U.S. rose more than forecast in September, boosted by gasoline, food and trucks, indicating inflationary pressures continue to bubble up the production line. The producer price index climbed 0.8%, the most in five months, after no change in August, Labor Department figures showed in Washington. Economists projected a 0.2% gain, according to the median of 71 estimates in a Bloomberg News survey. The so-called core measure, which excludes volatile food and energy, gained 0.2%, also more than predicted. (*Bloomberg*)
- **U.S.: Rise in homebuilder sentiment tops forecast.** Homebuilders in the U.S. were less pessimistic than forecast in October as near record-low borrowing costs and price decreases raised hopes the market will turn for the better over the next six months. The National Association of Home Builders/Wells Fargo sentiment index climbed to 18, the highest level since May 2010, from 14 in the prior month, data from the Washington-based group showed. Economists surveyed by Bloomberg News projected the measure would rise to 15, according to the median forecast. Readings below 50 mean more respondents said conditions were poor. (*Bloomberg*)
- **U.S.: Consumer prices rise at slow pace.** The cost of living in the U.S. rose in September at the slowest pace in three months, signaling inflation may moderate as Federal Reserve officials have predicted. The consumer-price index climbed 0.3% from the prior month, in line with the median projection of economists surveyed by Bloomberg News, a report from the Labor Department showed in Washington. Excluding volatile food and fuel costs, the so-called core rose 0.1%, less than forecast and the smallest gain since March. Overall consumer prices increased 3.9% in the 12 months ended September, the biggest year-over-year increase since September 2008. The core CPI climbed 2% from September 2010, the same as in the 12 months ended August. Fed policy makers aim for long-run core inflation of about 1.7% to 2%. (*Bloomberg*)
- **U.S.: Payrolls decline in 25 states, led by North Carolina; Florida tops gains.** Payrolls fell in 25 U.S. states in September, led by North Carolina and Ohio, a sign the weakness in the job market is broad-based. Employers cut staff by 22,200 in North Carolina last month and by 21,600 in Ohio, according to Labor Department data issued in Washington. The report also showed the jobless rate decreased in 25 states. Nevada continued to lead the nation in unemployment with a rate of 13.4%. (*Bloomberg*)
- **U.K.: Consumer confidence falls for fourth month in a row.** UK consumer confidence has fallen for the fourth month in a row, according to the Nationwide building society. The mortgage lender's consumer confidence index fell three points in September to 45 points. This is 10 points lower than a year earlier. It said that 80% of consumers believe there will be no improvement in the economy over the next six months. Despite this, a quarter of consumers still think that now is a good time for a major purchase, the survey found. (*BBC News*)
- **U.K.: Inflation in U.K. accelerates more than forecast to match 5.2% record high.** U.K. inflation accelerated to match a record high in September, a surge Bank of England policy makers set aside as they shifted their focus to combating the threat of another recession. Consumer prices rose 5.2% from a year earlier, compared with 4.5% in August, the Office for National Statistics said in London. That matched the record high reached in September 2008, which was the highest since comparable records began in 1997. The median estimate of 35 economists in a Bloomberg News survey was 4.9%. Bank of England Governor Mervyn King has said consumer-price growth will probably peak in September and slow "sharply" in 2012. (*Bloomberg*)
- **U.K.: House prices rise 2.8% on month – Rightmove.** The average asking price for a house in the United Kingdom was up 2.8% in October compared to the previous month, property track website Rightmove said. That followed the 0.7% gain in September. On an annual basis, prices rose 1.2% after collecting 1.5% in the previous month. There was a clear delineation by region, the data showed, with home prices in the northern regionals falling 0.7% and home prices in the southern regions jumping 4.7%. (*RTT News*)
- **Japan: Exports increase despite global slump.** Japan's exports increased more than expected in September, a sign the recovery in shipments is withstanding a weakening global economy. Shipments rose 2.4% last month from a year earlier, the Ministry of Finance said in Tokyo. The median estimate of 26 economists surveyed by Bloomberg was for a 1% increase after a 2.8% gain in August. The nation posted a trade surplus of 300 billion yen (\$3.9 billion). (*Bloomberg*)
- **China: Lending shrinks as Wen wrestles inflation.** China's bank lending last month was the least since 2009 as inflation stayed above the government's target, highlighting the risk that efforts to tame prices will trigger a slowdown. New loans were 470 billion yuan (\$73.7 billion), central bank data showed. Consumer prices rose 6.1% compared with a 4% goal, a statistics bureau report showed. M2, the broadest measure of money supply, rose 13% from a year earlier, the least in almost a decade, and data for foreign-exchange reserves pointed to capital outflows. (*Bloomberg*)
- **China: Chinese holdings of treasuries fall in August.** China, the largest-foreign lender to the U.S., reduced its holdings of Treasuries in August by the most in at least a decade as the stripping of America's AAA credit rating by Standard & Poor's sent yields to record lows. The world's second-largest economy cut its position in U.S. government securities by \$36.5 billion, or 3.1%, to \$1.14 trillion, according to Treasury Department data released in Washington. At the same time, the data showed total foreign ownership increased 2% to a record \$4.57 trillion as global investors sought a refuge from the financial market turmoil that followed the downgrade. (*Bloomberg*)

- **China: Economy expands at slowest pace in two years on drag from Europe.** China's economy grew 9.1% in the third quarter from a year earlier, the slowest pace since 2009, driving stocks lower on concern that Europe's debt crisis is dragging on the global recovery. The gain was less than the median estimate of 9.3% in a Bloomberg News survey of 22 economists and followed a 9.5% increase in the previous three months. (*Bloomberg*)
- **China: Home-price gains ease as sales weaken on government's credit curbs.** China's home prices gained in fewer than half of the 70 cities monitored by the government in September for a second month as sales eased following harsher policies to curb the risks of asset bubbles. New home prices in the most affluent cities, including Beijing, Shanghai, Shenzhen and Guangzhou, were among 30 that were unchanged from August, the statistics bureau said in a statement on its website. A total of 16 cities posted month-on-month declines in housing values and 24 recorded gains. (*Bloomberg*)
- **Malaysia: CPI up 3.4% in Sept.** The Consumer Price Index (CPI) for September 2011 rose by 3.4% to 103.8, from 100.4 in the same month last year. It was up 0.2% when compared with August 2011, the Statistics Department said in a statement. For the January-September 2011 period, the CPI was up 3.2% to 102.9 compared with 99.7 in the same period last year. The indices for food & non-alcoholic beverages and non-food for September 2011, compared with the same month in 2010, showed increases of 5% and 2.7% respectively. Compared with the previous month, the indices increased by 0.4% and 0.1% respectively. (*Business Times*)

UPCOMING RELEASE (October 31- November 4, 2011)

US

- October Consumer Confidence by University of Michigan Survey Research on October 25, 2011.
- August Home Price Index by S&P/Case Shiller on October 25, 2011.
- Weekly Mortgage Applications by Mortgage Bankers Association on October 26, 2011.
- September Durable Goods New Orders by US Census Bureau on October 26, 2011.
- September New Home Sales by U.S. Census Bureau on October 26, 2011.
- 3Q 2011 GDP Annualized by Bureau of Economic Analysis on October 26, 2011.
- 3Q 2011 Personal Consumption by Bureau of Economic Analysis on October 26, 2011.
- Weekly Initial Jobless Claims by Department of Labor on October 27, 2011.
- September Pending Home Sales by National Association of Realtors on October 27, 2011.
- September Personal Income by Department of Commerce on October 28, 2011.
- September Personal Spending by Bureau of Economic Analysis on October 28, 2011.

Eurozone

- October Composite PMI Output by Markit on October 24, 2011.

- October Composite PMI Manufacturing by Markit on October 24, 2011.
- October Composite PMI Services by Markit on October 24, 2011.
- August Industrial New Orders by Eurostat on October 24, 2011.
- September Money Supply (M3) by European Central Bank (ECB) on October 27, 2011.
- October Business Climate Indicator by European Commission on October 27, 2011.
- October Economic Confidence Indicator by European Commission on October 27, 2011.
- October Industrial Confidence Indicator by European Commission on October 27, 2011.
- October Services Confidence Indicator by European Commission on October 27, 2011.

Japan

- October Small Business Confidence by Shoko Chukin Bank on October 24, 2011.
- September Domestic Corporate Service Price Index (CSPI) by BOJ on October 25, 2011.
- September Retail Trade by Ministry of Economy, Trade and Industry on October 26, 2011.
- Announcement of Japan Interest Rates by Bank of Japan (BOJ) on October 26-27, 2011.
- September Jobless Rate by Ministry of Internal Affairs on October 27, 2011.
- September Job-to-Applicant Ratio by Ministry of Health, Labour & Welfare on October 27, 2011.
- September Tokyo CPI by Ministry of Internal Affairs on October 27, 2011.

China

- September Industrial Enterprises Total Profits by Statistics Bureau on October 26, 2011.
- September Leading Index by National Bureau of Statistics on October 26-29, 2011.